



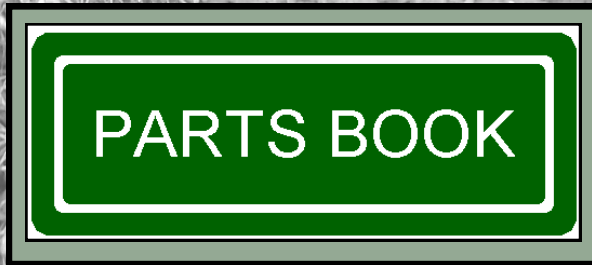
03-SERIES

**4, 6, & 8-ROW
PEANUT**

DIGGER-SHAKER-INVERTER

FOR CHAIN & BELT CONVEYOR MACHINES

(USED ON MACHINES FROM 2015 TO PRESENT)



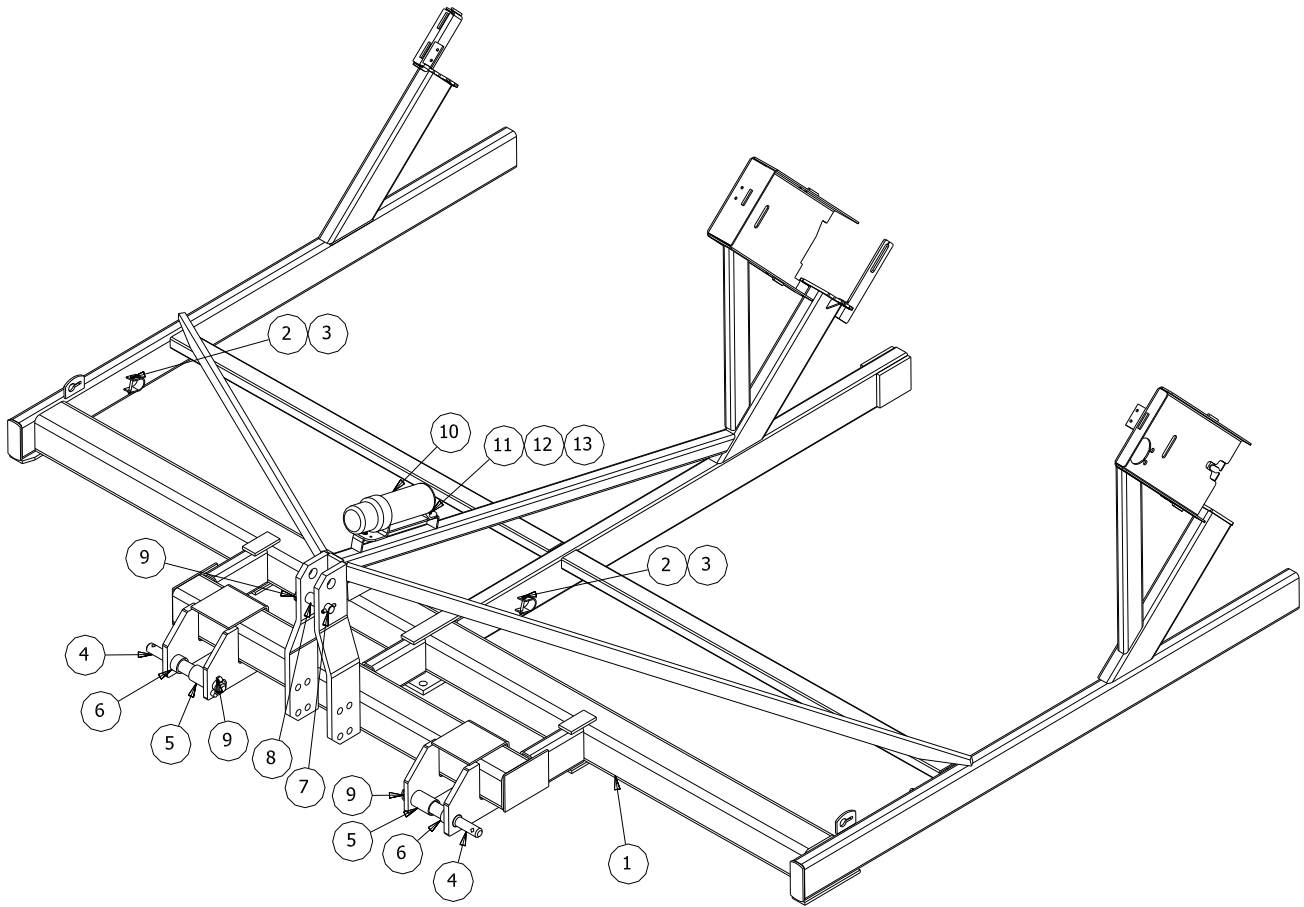
PART NO. 03-PB-11
PRINTING DATE: APR 2016

TABLE OF CONTENTS

MAIN FRAMES

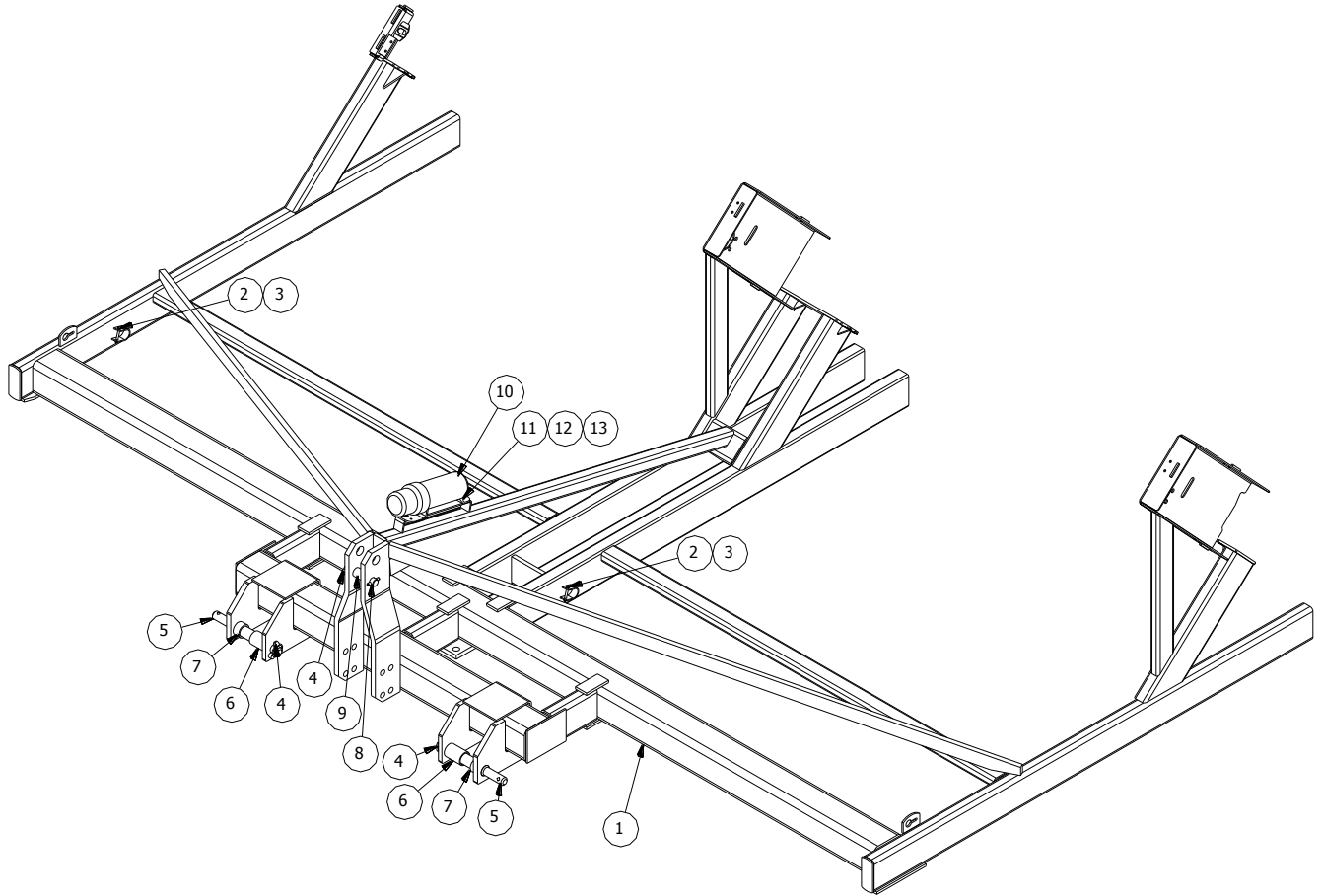
4-30-ROW, 4-36 & 4-38-ROW	2
4-40-ROW	3
6-30-ROW	5
6-36 & 6-38-ROW	6
6-40-ROW	7
8-30-ROW	8-9
8-36 & 8-38-ROW	10-11
8-40-ROW	12-13
5 X 5 COULTER BRACKET	14
OUTSIDE COULTER BRACKET	15
DSI SWIVEL COULTER	16-17
STANDARD SHANKS	18
OFFSET SHANKS	19
BLADES, CUT RODS & FROGS	20
28" & 30" OPTIONAL CUT RODS & FROGS	21
26" V-PLOW SHANK	22
26" & 28" V-PLOW SHANK BLADES	23
LT & RT, LT & RT OFFSET, & 26" TRIP SHANK	24-26
4-ROW RATTER ADJUSTMENT ASSEMBLY	28-29
6-ROW RATTER ADJUSTMENT ASSEMBLY	30-31
8-ROW RATTER ADJUSTMENT ASSEMBLY	32-33
30", 36", 38" & 40" CHAIN RATTLER ASSEMBLY	34-35
30", 36", 38" & 40" BELT RATTLER ASSEMBLY	36-37
30", 36", 38" & 40" RATTLER BARS AND CHAINS	38-39
4R, 6R, & 8R BELT ASSEMBLY	40-41
VINE HOLD DOWN ASSEMBLY	42
2 & 3-WHEEL KNOCKER ASSEMBLY	43
4-ROW CHAIN DRIVES	46-47
6-ROW CHAIN DRIVES	48-51
8-ROW CHAIN DRIVES	52-55
4-ROW BELT DRIVES	56-59
6-ROW BELT DRIVES	60-63
8-ROW BELT DRIVES	64-67
4R, 6R & 8R HYDRAULIC COMPONENTS	68-69
12.4 C.W. HYDRAULIC MOTOR	70-71
14.0 HYDRAULIC MOTOR	72-73
30" LT, RT & CENTER VINE GUIDES	74-75
36", 38" & 40" LT & RT VINE GUIDES	76
36" & 38" CENTER VINE GUIDES	77
30" LT & RT INVERTER W/O RODS	78-80
36", 38" & 40" LT & RT INVERTER W/O RODS	82-84
30" CENTER INVERTER W/O RODS	86-88
36" & 38" CENTER INVERTER W/O RODS	90-92
8 X 10 & INVERTER GAUGE WHEELS	94-97
LT & RT FENDERS	98-99
4R, 6R & 8R SHIELDS	100-107
4R, 6R & 8R LIGHT KIT W/BRACKETS	108-113
4R & 6R DSI SHAFT TACH	114
8R30/8R36 & 8R38/8R40 DSI SHAFT TACH	115

**4-30 ROW MAIN FRAME
4-36 & 4-38 ROW MAIN FRAME**



ITEM	PART NO.	SERIAL NO OR YR	DESCRIPTION	QTY	
				4-30	4-36 4-38
1	03-070-183		FRAME, 2015 4R30 MAIN	1	-
	03-070-184		FRAME, 2015 4R36-38 MAIN	-	1
2	48-090028		CAPSCREW, 1/4X2 NC HX HD GD 5 P	4	4
3	72-010020		LOCKNUT, 1/4 STOVER GA PLT	4	4
4	03-026-126		STEP HITCH PIN, PTD	2	2
5	05-024-010		SPACER, CAT III	2	2
6	06-024-022		SPACER, CAT III	2	2
7	03-081-301		PIN, 1" UPPER HITCH	1	1
8	02-024-004		8 X 10 SPACER (SHORT)	1	1
9	02-050-002		KLIK PIN, 7/16 X 1-3/4	3	3
10	49-050-012		CANISTER, MANUAL	1	1
11	48-090015		CAPSCREW, 1/4 X 1 NC G5 PLT	2	2
12	62-010010		FLATWASHER, 1/4 STD PLT	2	2
13	72-010055		LOCKNUT, 1/4 NC NYLON	2	2

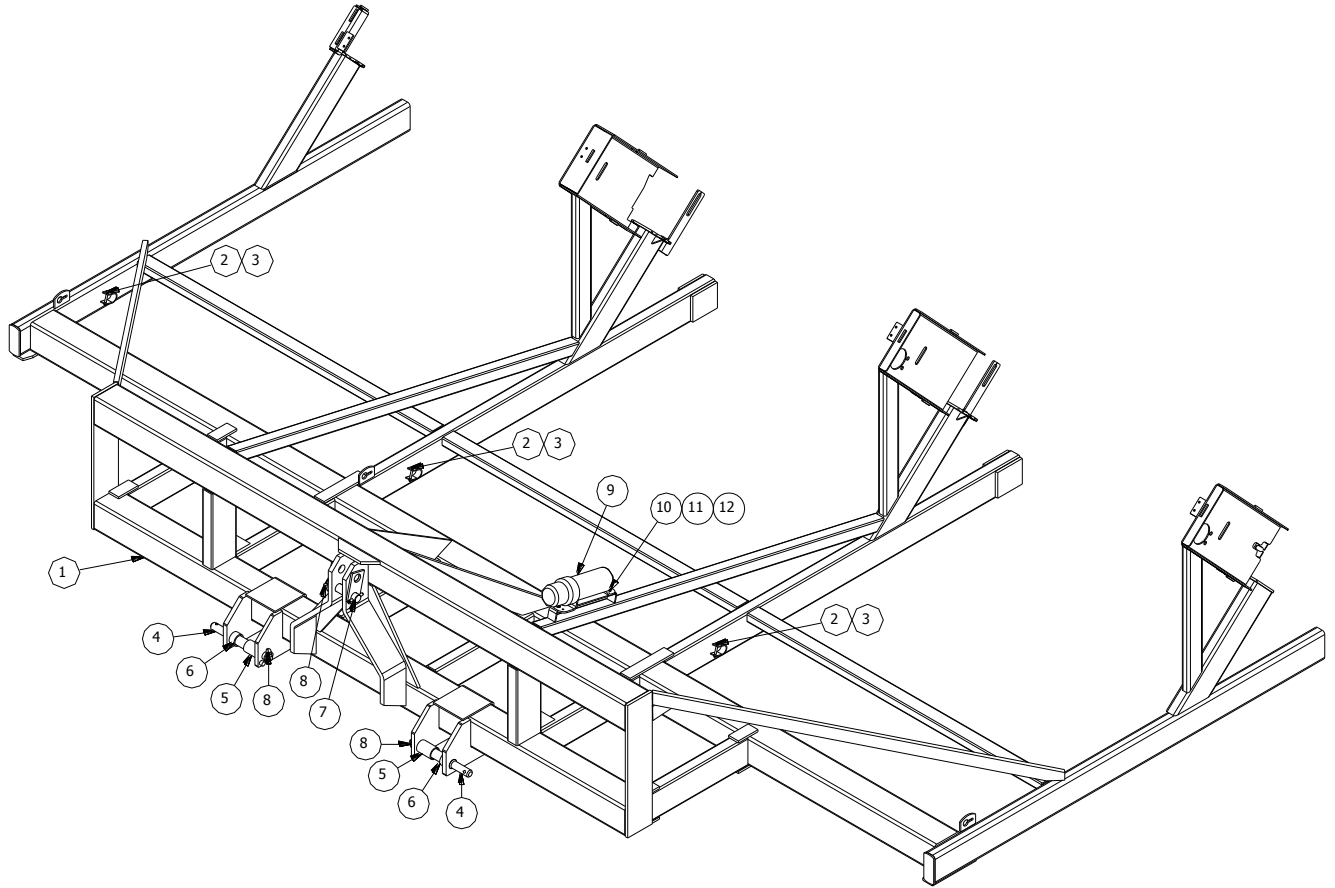
4-40 ROW MAIN FRAME



ITEM	PART NO.	SERIAL NO OR YR	DESCRIPTION	QTY
1	03-070-185		FRAME, 2015 4R40 MAIN	1
2	48-090028		CAPSCREW, 1/4X2 NC HX HD GD 5 P	4
3	72-010020		LOCKNUT, 1/4 STOVER GA PLT	4
4	02-050-002		KLIK PIN, 7/16 X 1-3/4	3
5	03-026-126		STEP HITCH PIN, PTD	2
6	05-024-010		SPACER, CAT III	2
7	06-024-022		SPACER, CAT III	2
8	03-081-301		PIN, 1" UPPER HITCH	1
9	02-024-004		8 X 10 SPACER (SHORT)	1
10	49-050-012		CANISTER, MANUAL	1
11	48-090015		CAPSCREW, 1/4 X 1 NC G5 PLT	2
12	62-010010		FLATWASHER, 1/4 STD PLT	2
13	72-010055		LOCKNUT, 1/4 NC NYLON	2

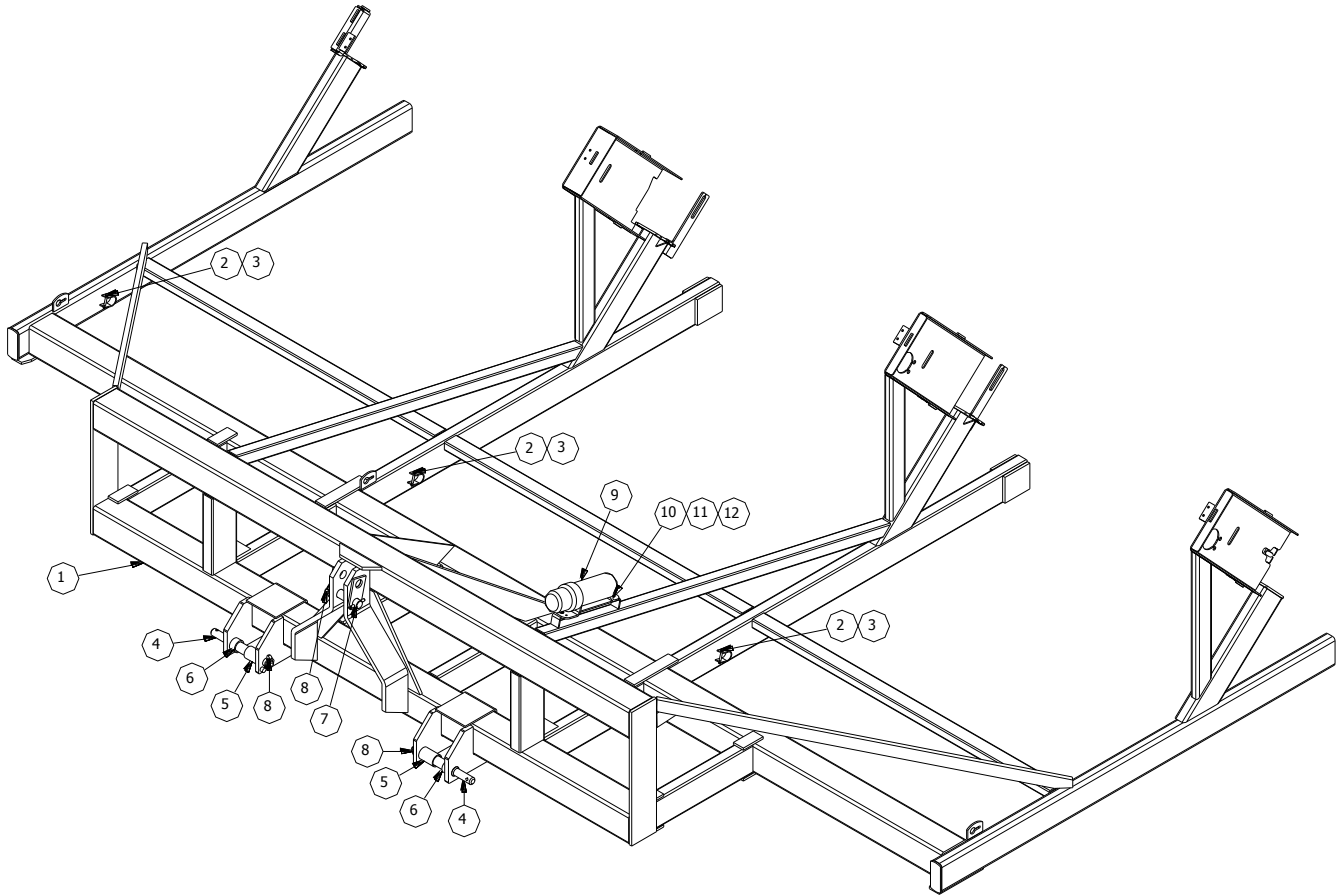
**BLANK
PAGE**

6-30 ROW MAIN FRAME



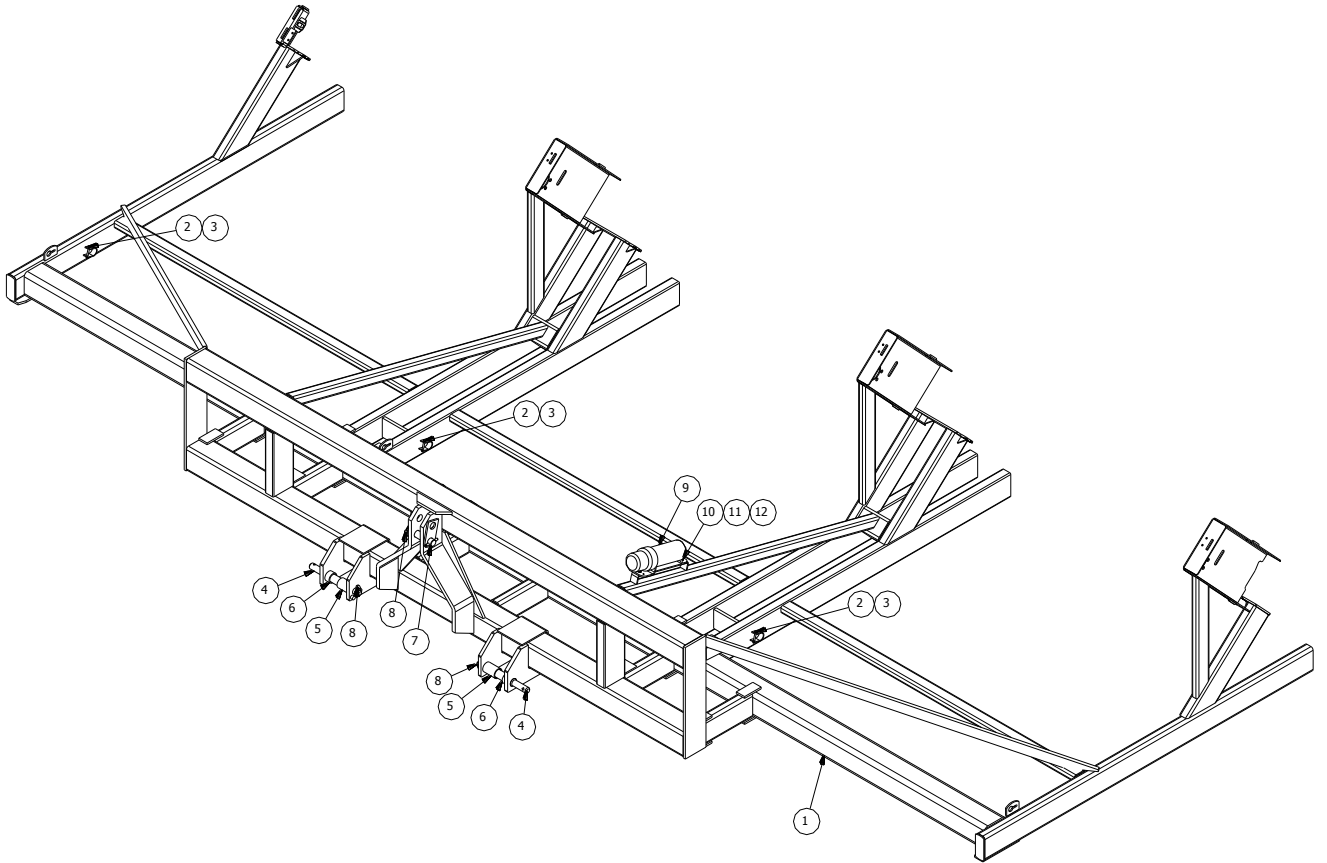
ITEM	PART NO.	SERIAL NO OR YR	DESCRIPTION	QTY
1	03-070-186		FRAME, 2015 6R30 MAIN	1
2	48-090028		CAPSCREW, 1/4X2 NC HX HD GD 5 P	6
3	72-010020		LOCKNUT, 1/4 STOVER GA PLT	6
4	03-026-126		STEP HITCH PIN, PTD	2
5	05-024-010		SPACER, CAT III	2
6	06-024-022		SPACER, CAT III	2
7	02-081-057		UPPER HITCH PIN, 1 1/4	1
8	02-050-002		KLIK PIN, 7/16 X 1-3/4	3
9	49-050-012		CANISTER, MANUAL	1
10	48-090015		CAPSCREW, 1/4 X 1 NC G5 PLT	2
11	62-010010		FLATWASHER, 1/4 STD PLT	2
12	72-010055		LOCKNUT, 1/4 NC NYLON	2

6-36 & 6-38 ROW MAIN FRAME



ITEM	PART NO.	SERIAL NO OR YR	DESCRIPTION	QTY	
				6-36	6-38
1	03-070-187		FRAME, 2015 6R36 MAIN	1	-
	03-070-188		FRAME, 2015 6R38 MAIN	-	1
2	48-090028		CAPSCREW, 1/4X2 NC HX HD GD 5 P	6	6
3	72-010020		LOCKNUT, 1/4 STOVER GA PLT	6	6
4	03-026-126		STEP HITCH PIN, PTD	2	2
5	05-024-010		SPACER, CAT III	2	2
6	06-024-022		SPACER, CAT III	2	2
7	02-081-057		UPPER HITCH PIN, 1 1/4	1	1
8	02-050-002		KLIK PIN, 7/16 X 1-3/4	3	3
9	49-050-012		CANISTER, MANUAL	1	1
10	48-090015		CAPSCREW, 1/4 X 1 NC G5 PLT	2	2
11	62-010010		FLATWASHER, 1/4 STD PLT	2	2
12	72-010055		LOCKNUT, 1/4 NC NYLON	2	2

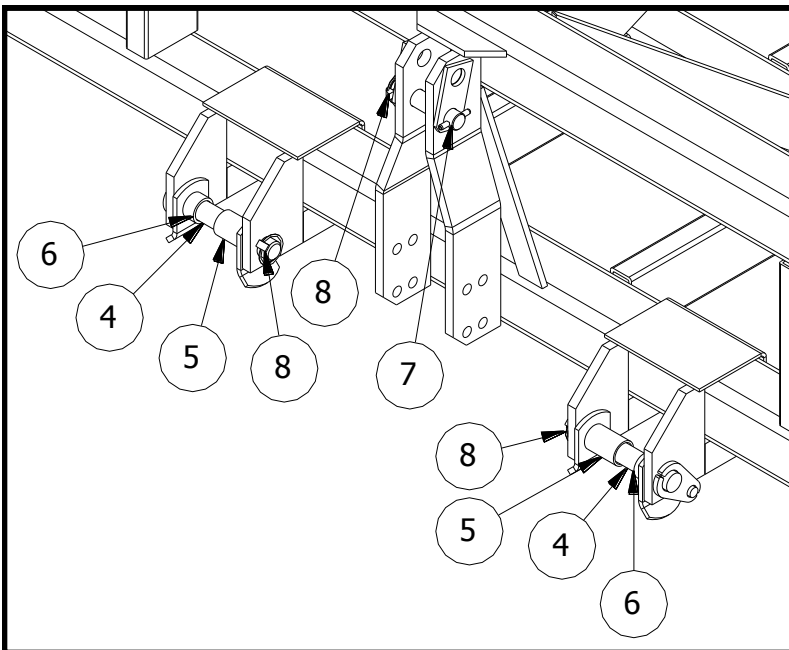
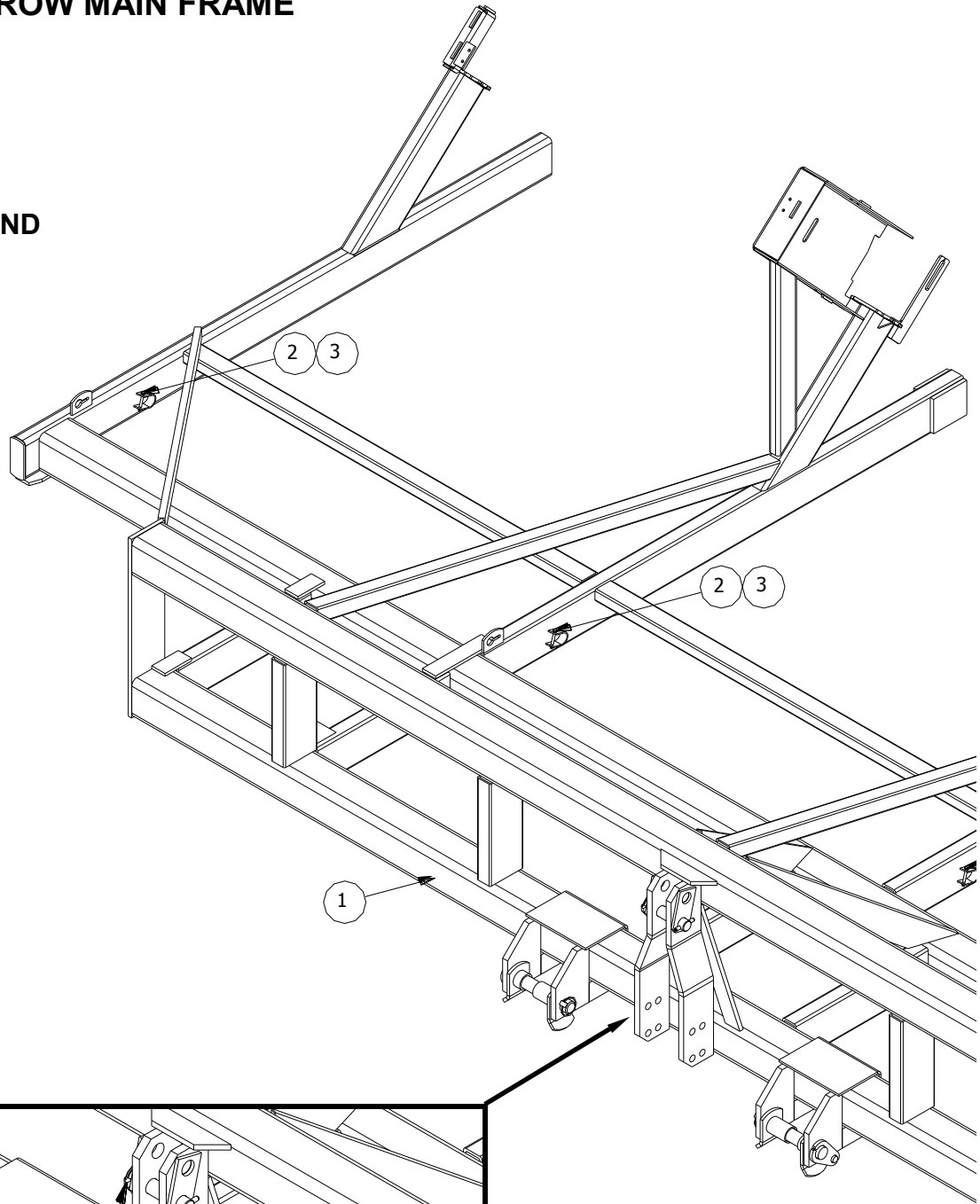
6-40 ROW MAIN FRAME



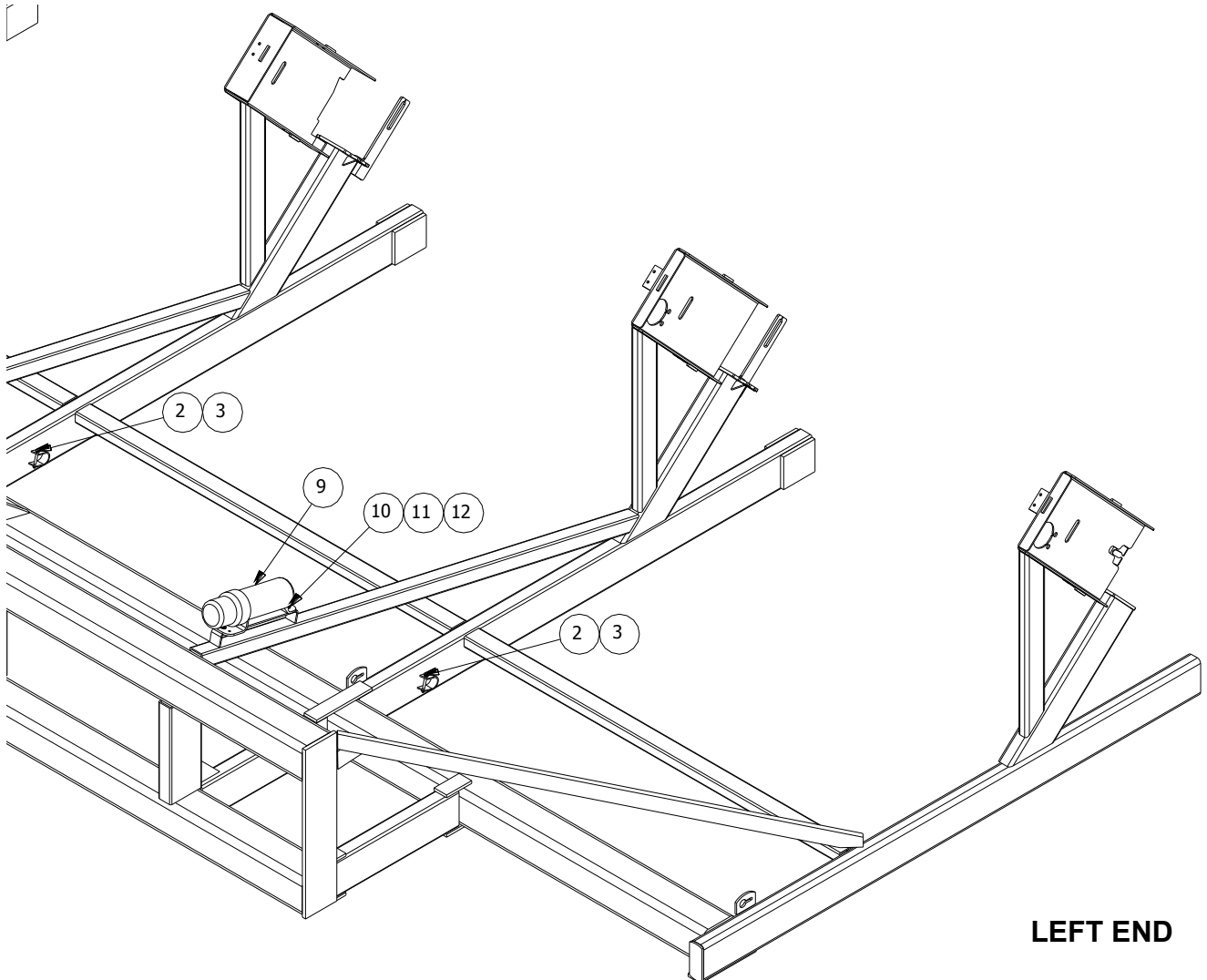
ITEM	PART NO.	SERIAL NO OR YR	DESCRIPTION	QTY
1	03-070-189		FRAME, 2015 6R36 MAIN	1
2	48-090028		CAPSCREW, 1/4X2 NC HX HD GD 5 P	6
3	72-010020		LOCKNUT, 1/4 STOVER GA PLT	6
4	03-026-126		STEP HITCH PIN, PTD	2
5	05-024-010		SPACER, CAT III	2
6	06-024-022		SPACER, CAT III	2
7	02-081-057		UPPER HITCH PIN, 1 1/4	1
8	02-050-002		KLIK PIN, 7/16 X 1-3/4	3
9	49-050-012		CANISTER, MANUAL	1
10	48-090015		CAPSCREW, 1/4 X 1 NC G5 PLT	2
11	62-010010		FLATWASHER, 1/4 STD PLT	2
12	72-010055		LOCKNUT, 1/4 NC NYLON	2

8-30 ROW MAIN FRAME

RIGHT END

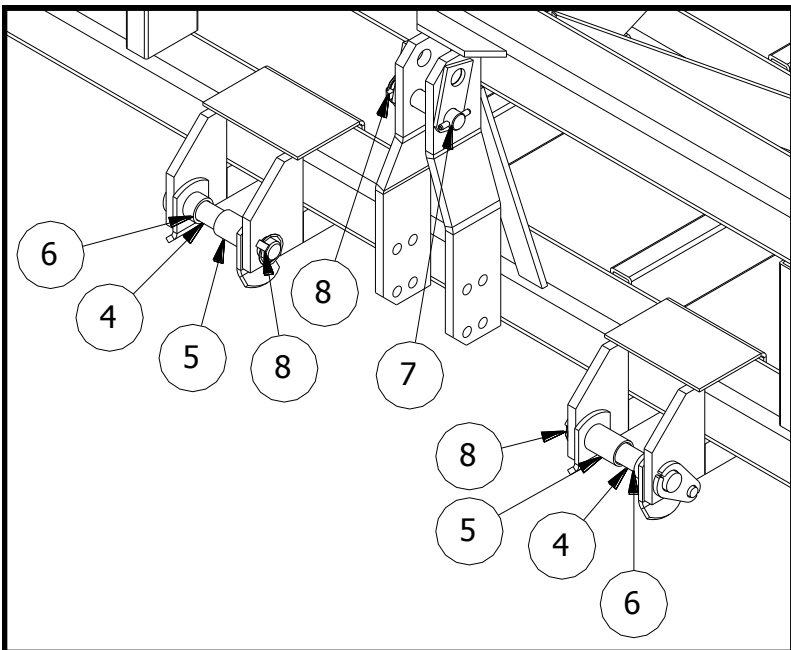
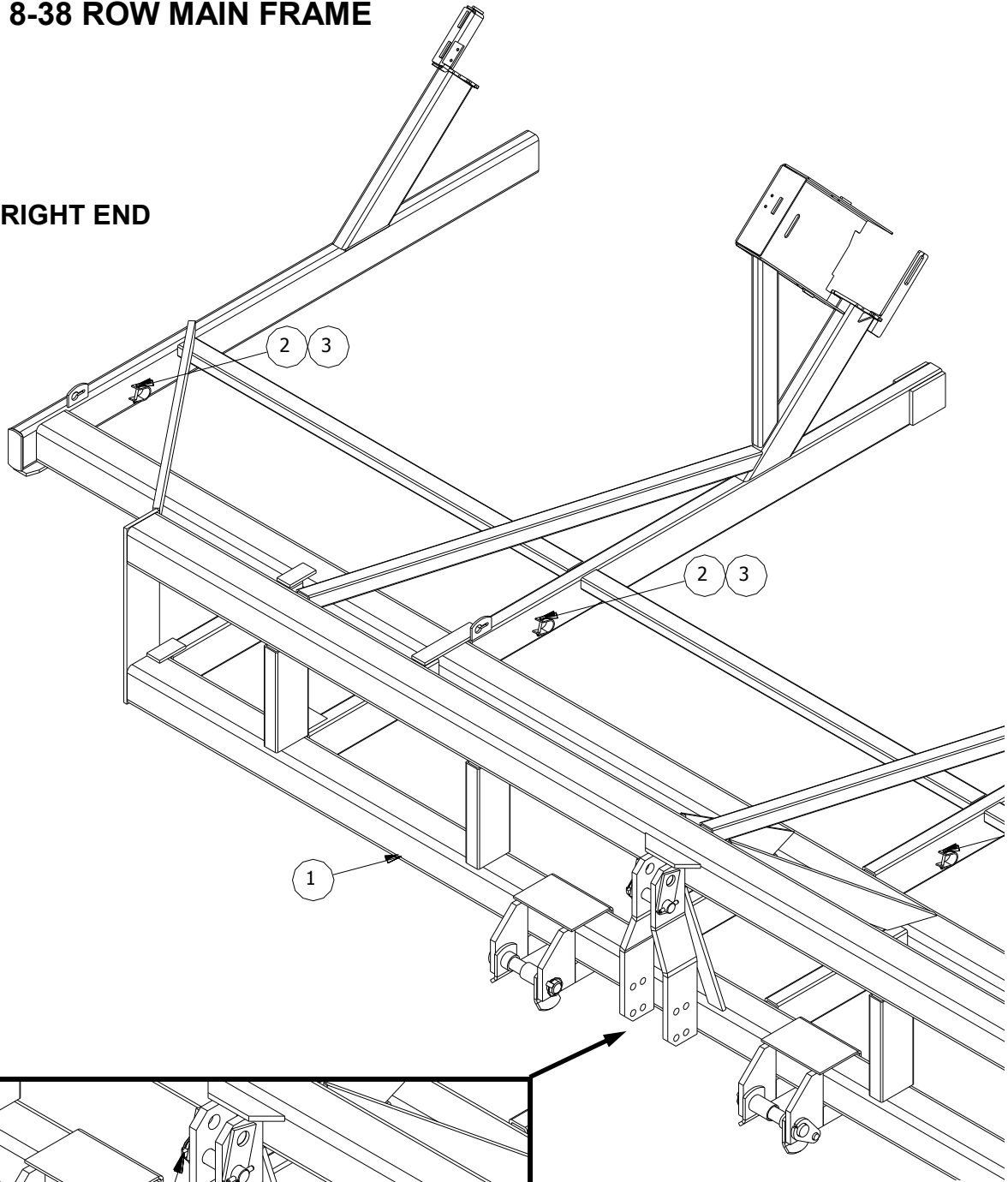


ITEM	PART NO.	SERIAL NO OR YR	DESCRIPTION	QTY
1	03-070-190		FRAME, 2015 8R30 MAIN	1
2	48-090028		CAPSCREW, 1/4X2 NC HX HD GD 5 P	8
3	72-010020		LOCKNUT, 1/4 STOVER GA PLT	8
4	16-080-316		PIN, CAT III-IIIN HITCH	2
5	05-024-010		SPACER, CAT III	2
6	06-024-022		SPACER, CAT III	2
7	02-081-057		UPPER HITCH PIN, 1 1/4	1
8	03-050-094		KLIK PIN, 7/16 X 2	3
9	49-050-012		CANISTER, MANUAL	1
10	48-090015		CAPSCREW, 1/4 X 1 NC G5 PLT	2
11	62-010010		FLATWASHER, 1/4 STD PLT	2
12	72-010055		LOCKNUT, 1/4 NC NYLON	2

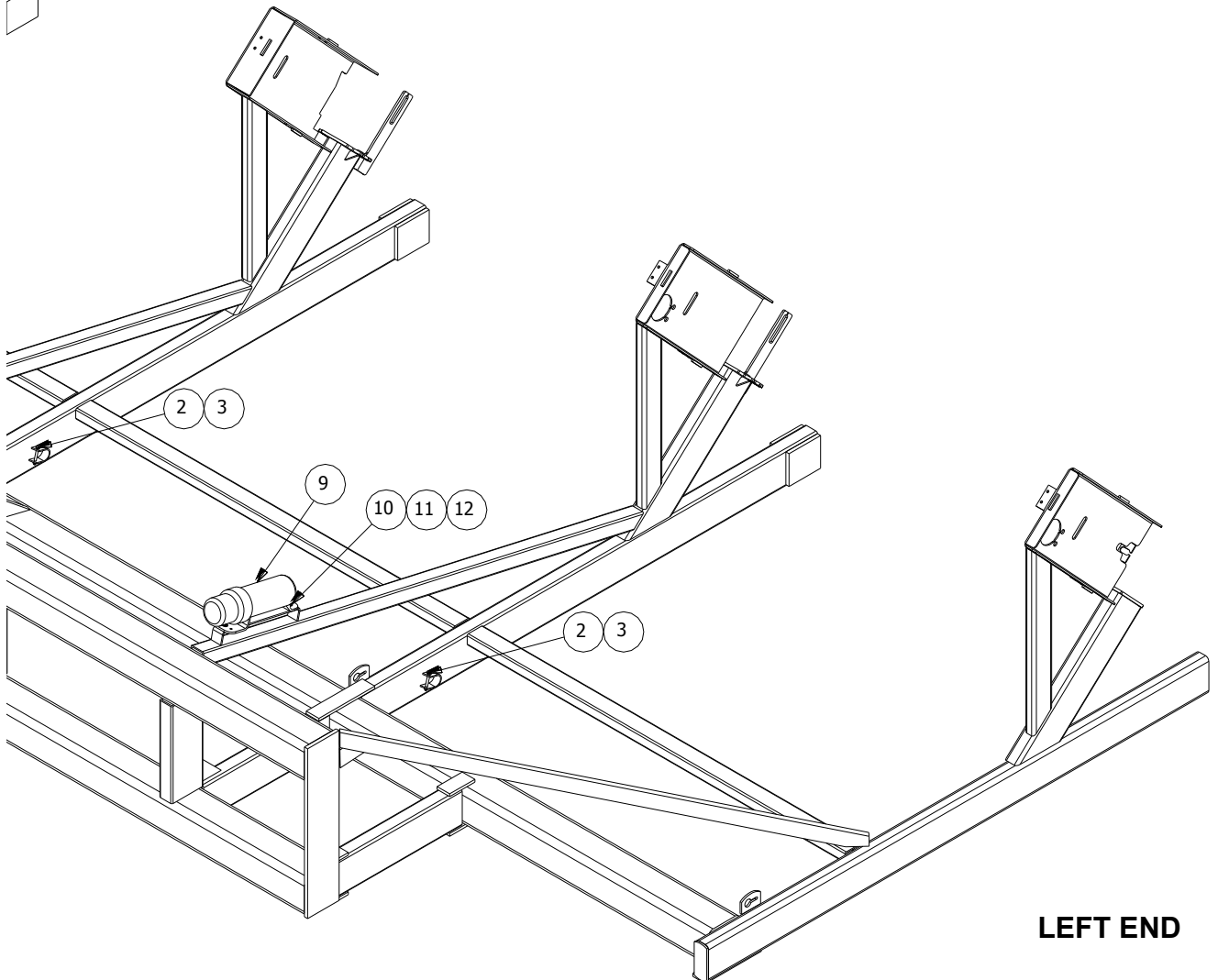


8-36 & 8-38 ROW MAIN FRAME

RIGHT END

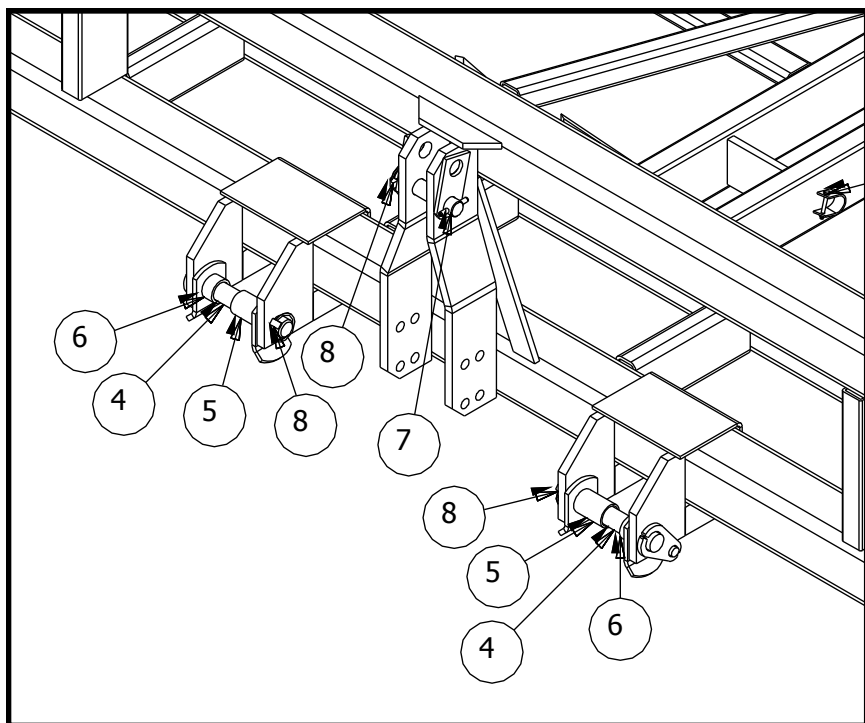
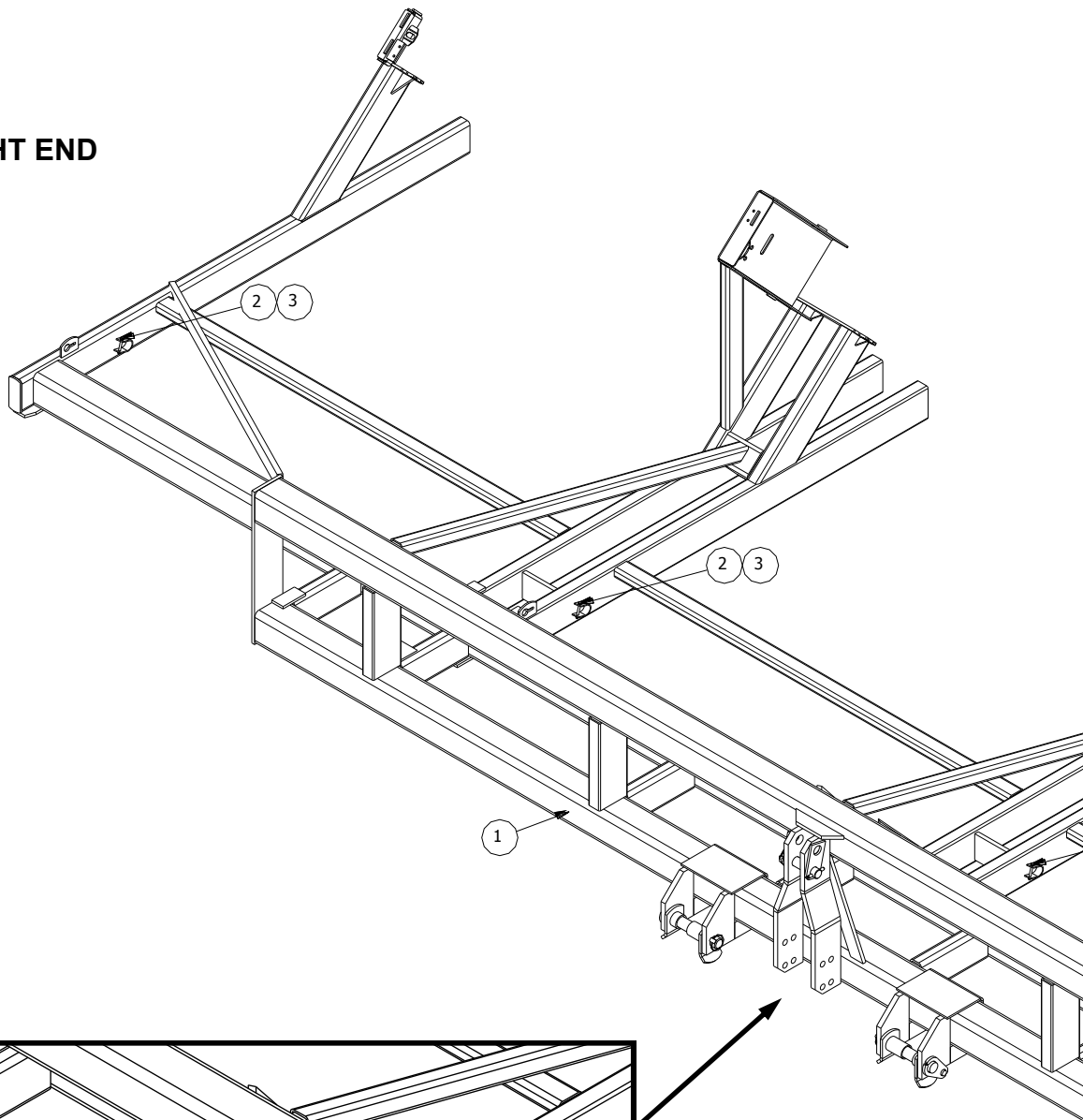


ITEM	PART NO.	SERIAL NO OR YR	DESCRIPTION	QTY	
				6-36	6-38
1	03-070-191		FRAME, 2015 8R36 MAIN	1	-
	03-070-192		FRAME, 2015 8R38 MAIN	-	1
2	48-090028		CAPSCREW, 1/4X2 NC HX HD GD 5 P	8	8
3	72-010020		LOCKNUT, 1/4 STOVER GA PLT	8	8
4	16-080-316		PIN, CAT III-IIIIN HITCH	2	2
5	05-024-010		SPACER, CAT III	2	2
6	06-024-022		SPACER, CAT III	2	2
7	02-081-057		UPPER HITCH PIN, 1 1/4	1	1
8	03-050-094		KLIK PIN, 7/16 X 2	3	3
9	49-050-012		CANISTER, MANUAL	1	1
10	48-090015		CAPSCREW, 1/4 X 1 NC G5 PLT	2	2
11	62-010010		FLATWASHER, 1/4 STD PLT	2	2
12	72-010055		LOCKNUT, 1/4 NC NYLON	2	2

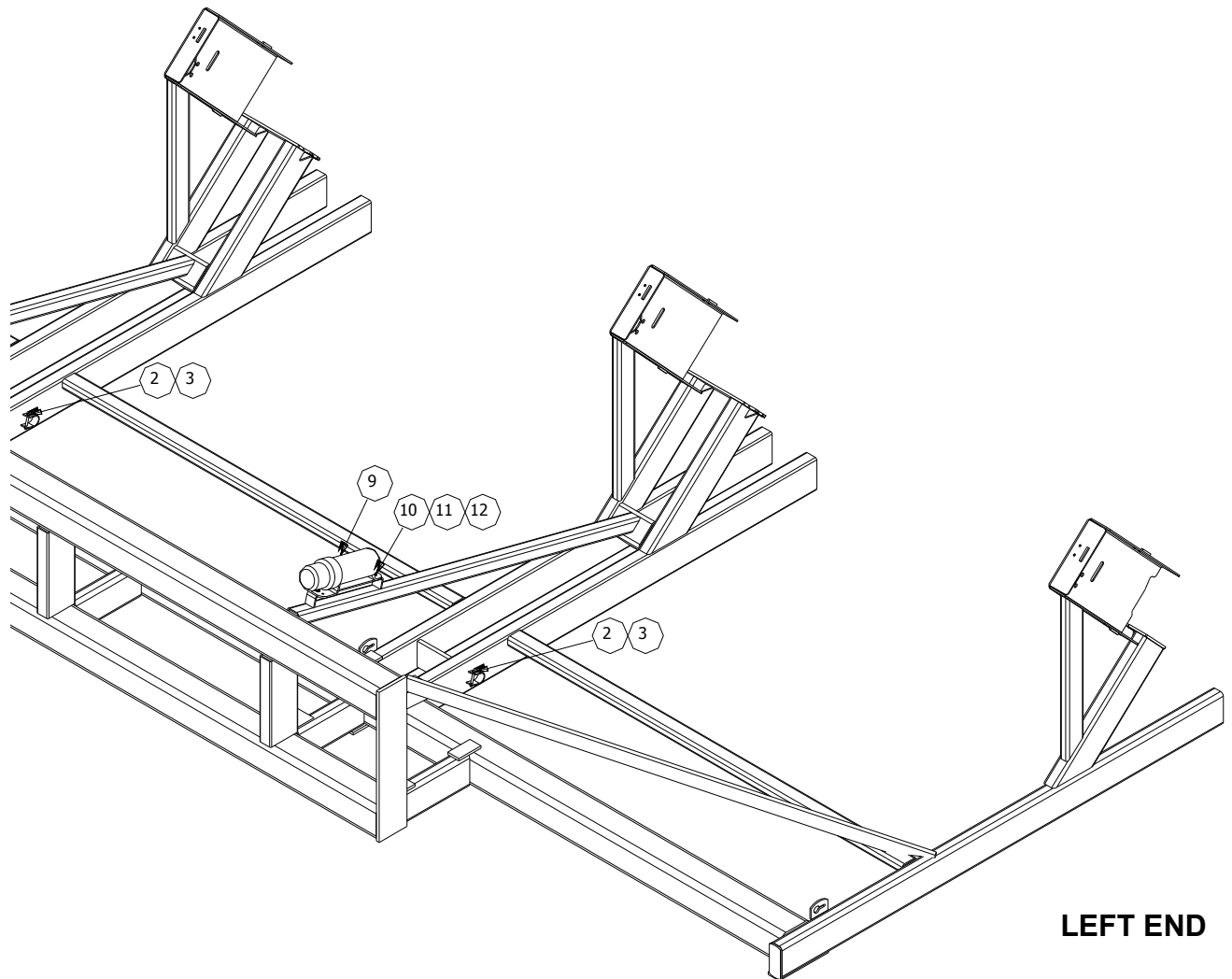


8-40 ROW MAIN FRAME

RIGHT END

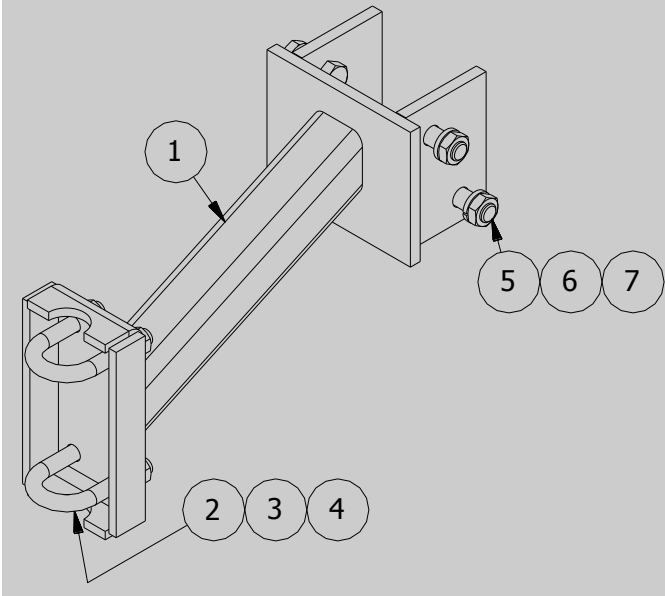


ITEM	PART NO.	SERIAL NO OR YR	DESCRIPTION	QTY
1	03-070-193		FRAME, 2015 8R40 MAIN	1
2	48-090028		CAPSCREW, 1/4X2 NC HX HD GD 5 P	8
3	72-010020		LOCKNUT, 1/4 STOVER GA PLT	8
4	16-080-316		PIN, CAT III-IIIIN HITCH	2
5	05-024-010		SPACER, CAT III	2
6	06-024-022		SPACER, CAT III	2
7	02-081-057		UPPER HITCH PIN, 1 1/4	1
8	03-050-094		KLIK PIN, 7/16 X 2	3
9	49-050-012		CANISTER, MANUAL	1
10	48-090015		CAPSCREW, 1/4 X 1 NC G5 PLT	2
11	62-010010		FLATWASHER, 1/4 STD PLT	2
12	72-010055		LOCKNUT, 1/4 NC NYLON	2



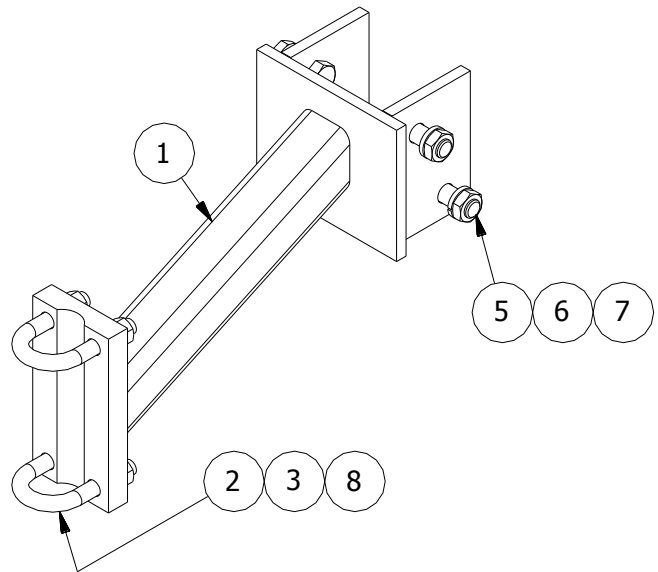
4R CENTER COULTER BRACKET

(03-082-335) (Prior to 2016)



LOWERED COULTER BRACKET

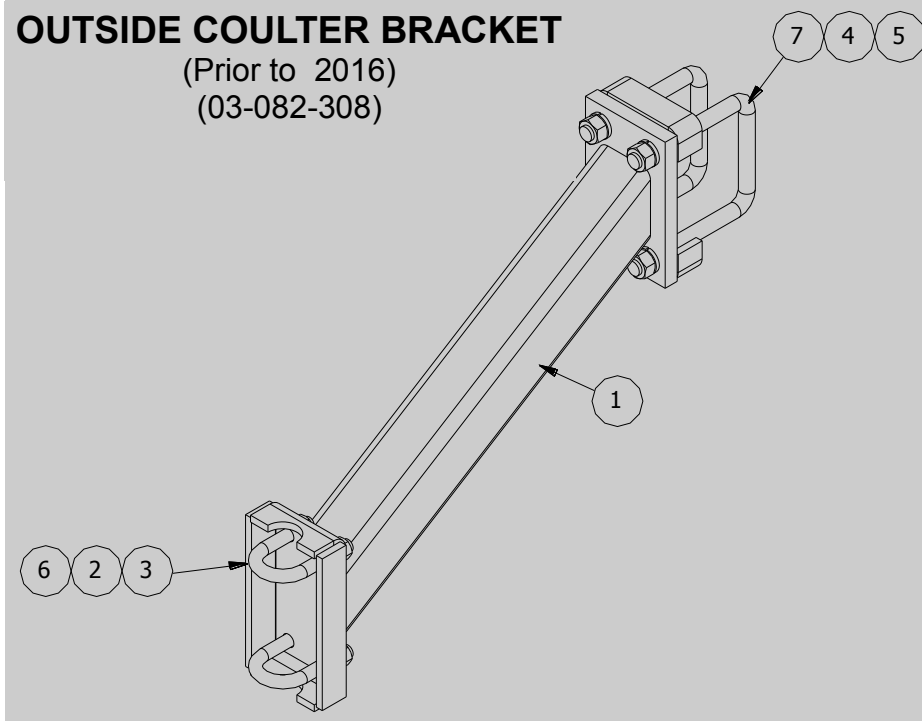
(03-082-350) (2016 to Present)



ITEM	PART NO.	SERIAL NO OR YR	DESCRIPTION	QTY	
				-335	-350
1	03-070-275		BRACKET, 4R CTR COULTER	1	-
	03-070-310		WELD'T, LOWERED COULTER MT	-	1
2	03-050-205		U-BOLT, 5/8 X 2 7/16 X 2 7/8 G5 PLT	2	2
3	66-010300		LOCKWASHER, 5/8 PLT	4	-
4	68-010300		HEXNUT, 5/8 PLT	4	4
5	48-091275		CAPSCREW, 3/4 X 2 G5 PLT	4	4
6	66-010350		LOCKWASHER, 3/4 PLT	4	4
7	70-010150		JAMNUT, 3/4 PLT	4	4
8	62-020040		FLATWASHER, 5/8 SAE PLT	-	4

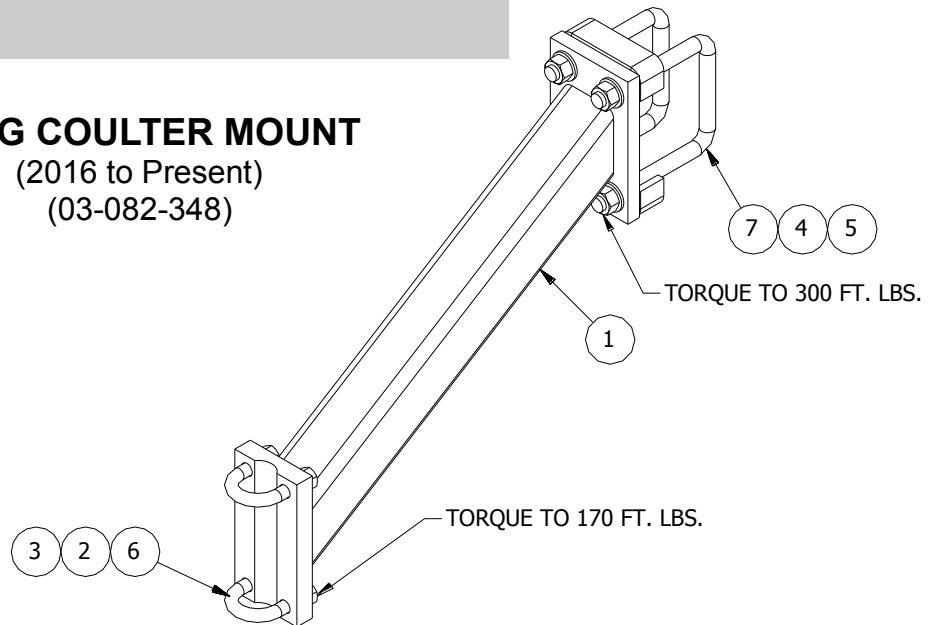
OUTSIDE COULTER BRACKET

(Prior to 2016)
(03-082-308)

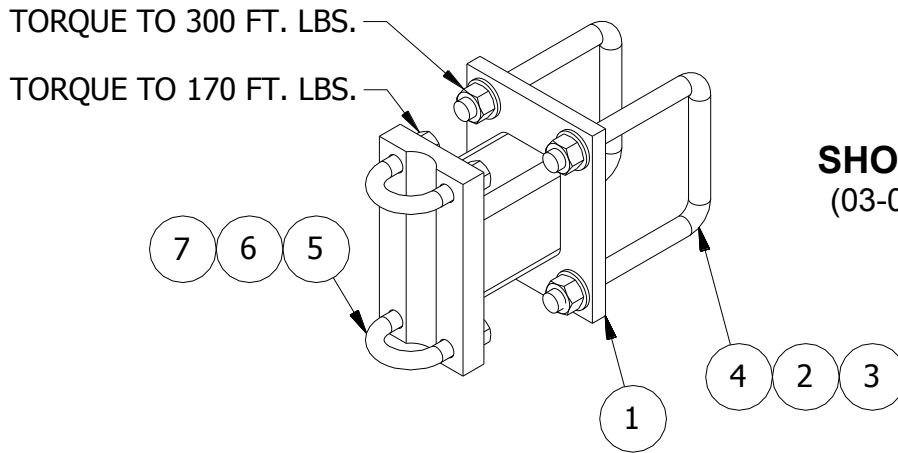


LONG COULTER MOUNT

(2016 to Present)
(03-082-348)

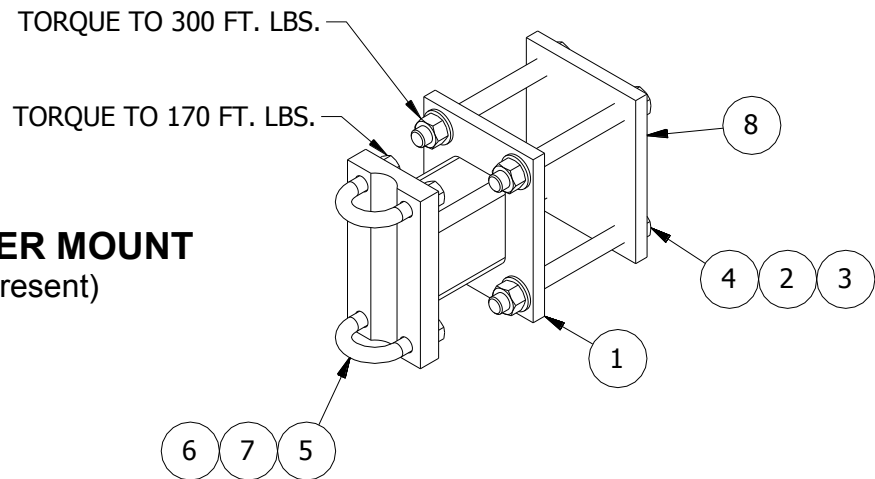


ITEM	PART NO.	SERIAL NO OR YR	DESCRIPTION	QTY	
				-308	-348
1	03-070-072		BRACKET, OUTSIDE COULTER	1	-
	03-070-309		WELDT LONG COULTER MOUNT	-	1
2	66-010300		LOCKWASHER, 5/8 PLT	4	-
	62-020040		FLATWASHER, 5/8 SAE PLT	-	4
3	68-010300		HEXNUT, 5/8 PLT	4	4
4	66-010350		LOCKWASHER, 3/4 PLT	4	-
	62-020045		FLATWASHER, 3/4 SAE PLT	-	4
5	68-010350		HEXNUT, 3/4 PLT	4	4
6	03-050-205		U-BOLT, 5/8 X 2 7/16 X 2 7/8 G5 PLT	2	-
	03-050-217		U-BOLT, 5/8 X 2 7/16 X 2 1/4 G5 PLT	-	2
7	03-050-206		U-BOLT, 3/4 X 5 13/16 X 6 3/4 G5 PLT	2	2



SHORT COULTER MOUNT
(03-082-347) (2016 to Present)

ITEM	PART NO.	SERIAL NO OR YR	DESCRIPTION	QTY
1	03-070-308		WELD'T SHORT COULTER MOUNT	1
2	62-020045		FLATWASHER, 3/4 SAE PLT	4
3	68-010350		HEXNUT, 3/4 PLT	4
4	03-050-206		U-BOLT, 3/4 X 5 13/16 X 6 3/4 PLT	2
5	03-050-217		U-BOLT, 5/8 X 2 7/16 X 2 1/4 PLT	2
6	68-010300		HEXNUT, 5/8 PLT	4
7	62-020040		FLATWASHER, 5/8 SAE PLT	4



SHORT CENTER COULTER MOUNT
(03-082-349) (2016 to Present)

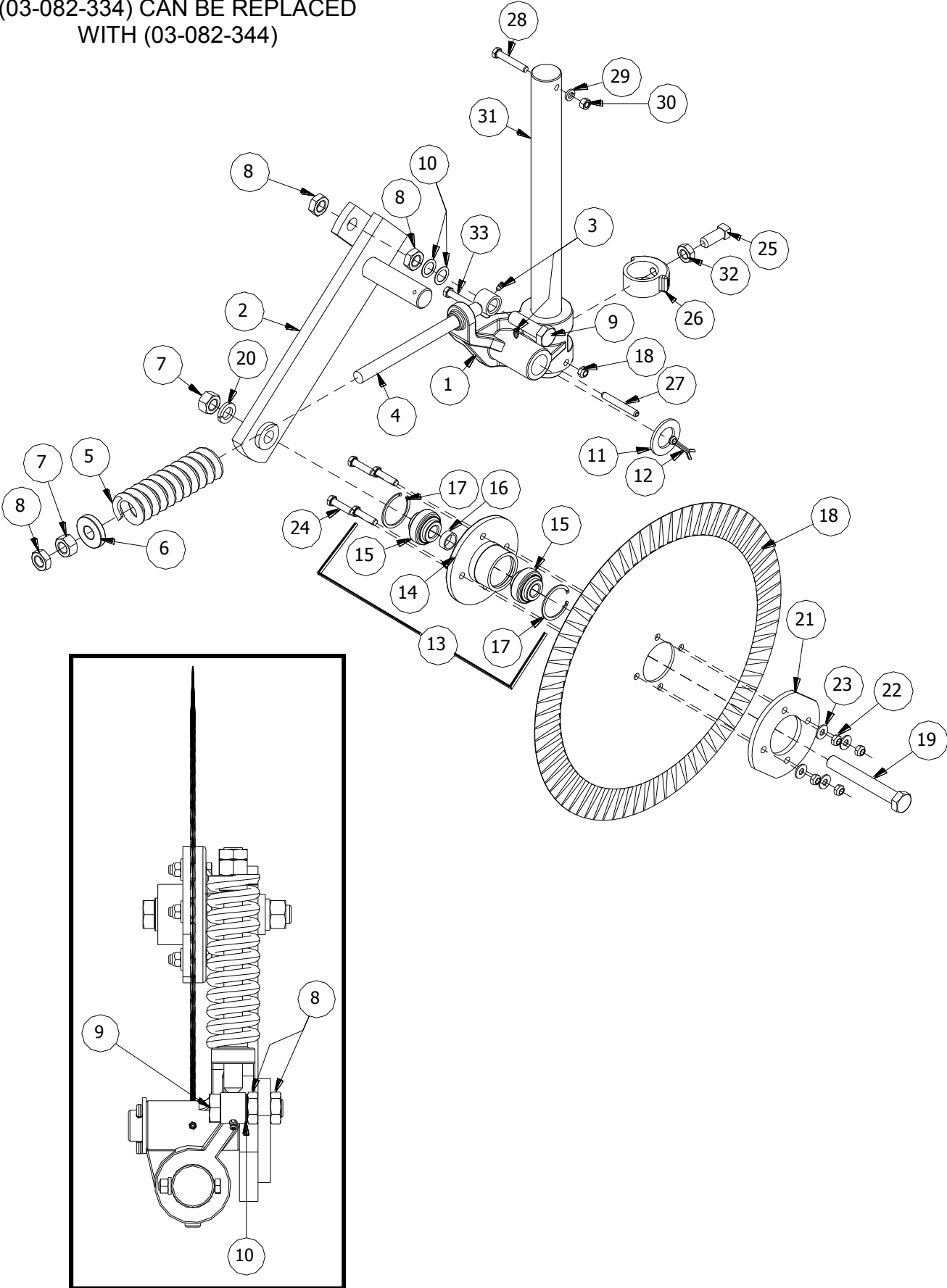
ITEM	PART NO.	SERIAL NO OR YR	DESCRIPTION	QTY
1	03-070-308		WELD'T SHORT COULTER MOUNT	1
2	62-020045		FLATWASHER, 3/4 SAE PLT	4
3	68-010350		HEXNUT, 3/4 PLT	4
4	48-100075		CAPSCREW, 3/4 X 7 1/2 G5 PLT	4
5	03-050-217		U-BOLT, 5/8 X 2 7/16 X 2 1/4 PLT	2
6	68-010300		HEXNUT, 5/8 PLT	4
7	62-020040		FLATWASHER, 5/8 SAE PLT	4
8	03-033-110		COULTER BACKPLATE	1



DSI SWIVEL COULTER

(03-082-344)

(03-082-334) CAN BE REPLACED WITH (03-082-344)

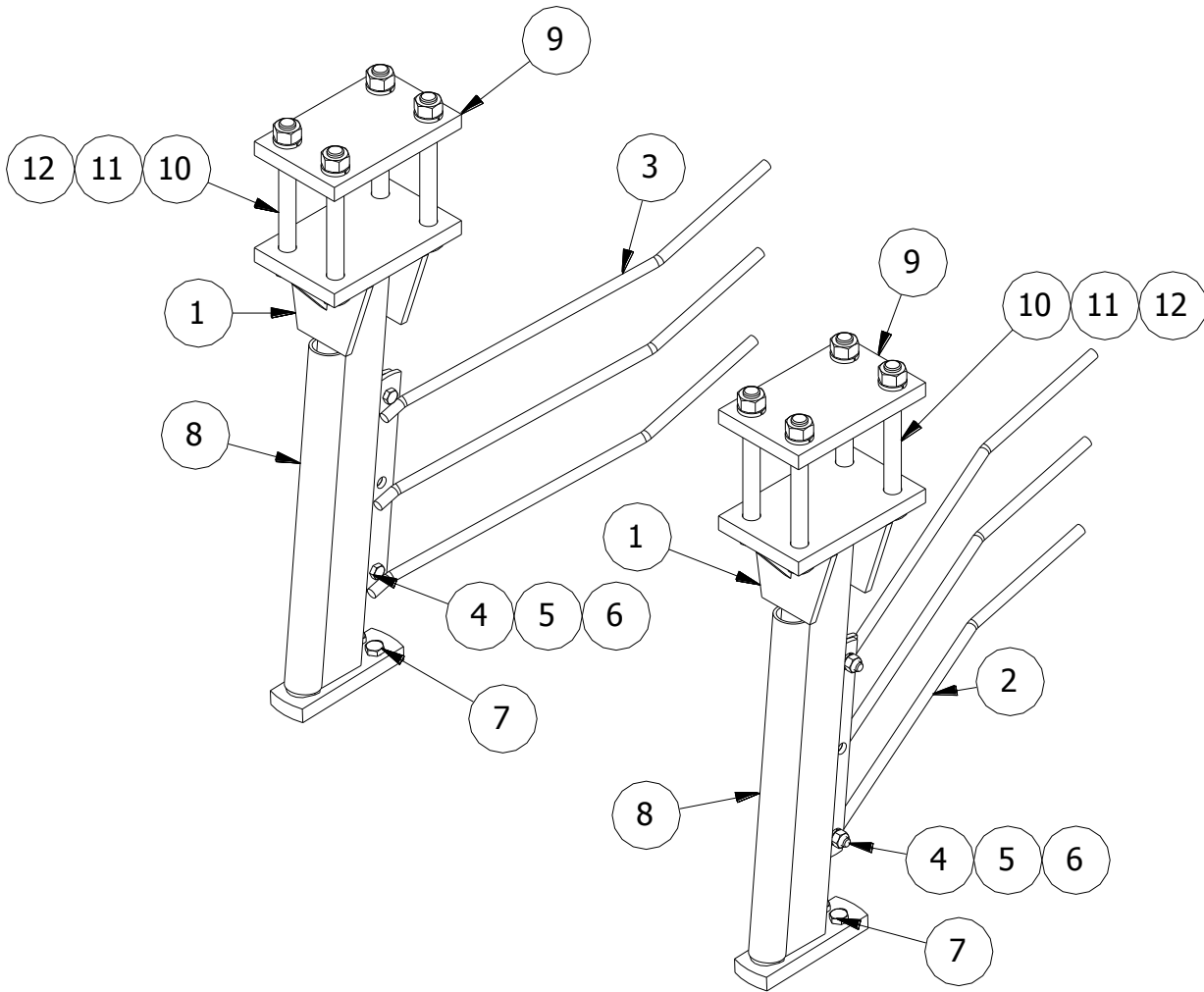


ITEM	PART NO.	SERIAL NO OR YR	DESCRIPTION	QTY
1	16-057-004		CASTING, PIVOT COULTER	1
2	03-070-049		ARM, BUSHED COULTER PIVOT	1
3	02-050-005		GREASE FITTING, 1/4-28	2
4	16-080-020		ROD, COULTER SPRING	1
5	16-050-015		SPRING, COULTER	1
6	16-057-002		CAP, SPRING	1
7	68-010350		HEXNUT, 3/4 PLT	2
8	70-010150		JAMNUT, 3/4 NC PLT	3
9	48-091350		CAPSCREW, 3/4 X 2 1/2 G5 PLT	1
10	15-050-005		FLATWASHER, 1.125 X 0.76 X 0.030	2
11	02-050-105		WASHER, PIVOT PIN	1
12	76-010200		COTTER PIN, 1/4 X 2	1
13	04-081-014		HUB ASSEMBLY	1
*14	03-054-014		COULTER HUB	1
*15	04-051-004		3/4 EXT BEARING	2
*16	04-024-069		3/8 BEARING SPACER	1
*17	04-050-078		2 3/64 INTERNAL RING	2
18	03-050-042		DURA-FLUTE COULTER, 20"	1
19	48-100025		CAPSCREW, 3/4 X 5 1/2 G5 PLT	1
20	66-010350		LOCKWASHER, 3/4 PLT	1
21	03-023-064		COULTER, FLANGE	1
22	72-010050		LOCKNUT, 3/8 STOVER GB PLT	5
23	62-010050		FLATWASHER, 5/16 STD PLT	4
24	48-090170		CAPSCREW, 3/8 X 1 1/2 G5 PLT	4
25	54-010280		SETSCREW, 5/8 X 1 1/2 ALLEN HD CUPPT	1
26	03-057-023		STOP, INVERTER SWIVEL	1
27	02-050-003		ROLL PIN, 3/8 X 2 3/4 PLT	1
28	48-090210		CAPSCREW, 3/8 X 2 1/4 G5 PLT	1
29	66-010150		LOCKWASHER, 3/8 PLT	1
30	68-010150		HEXNUT, 3/8 PLT	1
31	03-026-372		SHANK, DSI COULTER	1
32	70-010140		JAM NUT, 5/8 NC P	1
33	48-090300		CAPSCREW, 3/8 X 3 1/2 G5 P	1

* These parts make up Item 13 (04-081-014)

STANDARD SHANKS

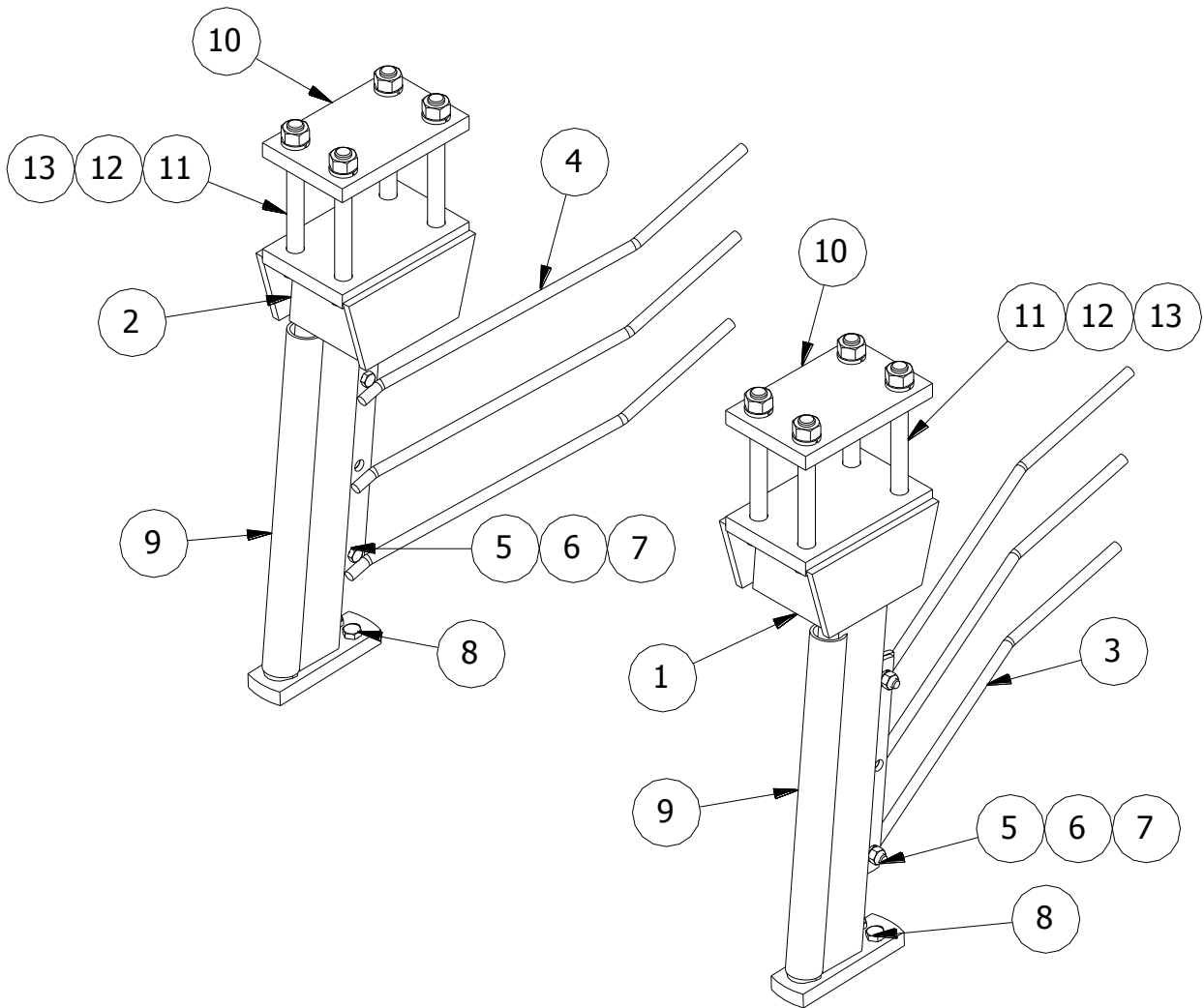
(4R30, 4R40, 6R30, 6R36, 6R38, 6R40, 8R30, 8R36, 8R38, & 8R40)



ITEM	PART NO.	SERIAL NO OR YR	DESCRIPTION	QTY
1	03-080-605		WELDMENT, SHANK	2
2	03-080-994		SUPPORT, PLOW STD. LT	1
3	03-080-995		SUPPORT, PLOW STD. RT	1
4	48-090350		CAPSCREW, 7/16 X 1 1/4 G5 PLT	4
5	66-010200		LOCKWASHER, 7/16 PLT	4
6	68-010200		HEXNUT, 7/16 NC	4
7	48-090590		CAPSCREW, 1/2 X 1 NC GD 5 PLT	4
8	03-024-211		GUARD, SHANK SHIN	2
9	03-023-672		CAP,SHANK	2
10	48-100075		CAPSCREW, 3/4 X 7 1/2 G5 PLT	8
11	66-010350		LOCKWASHER, 3/4 PLT	8
12	68-010350		HEXNUT, 3/4 PLT	8

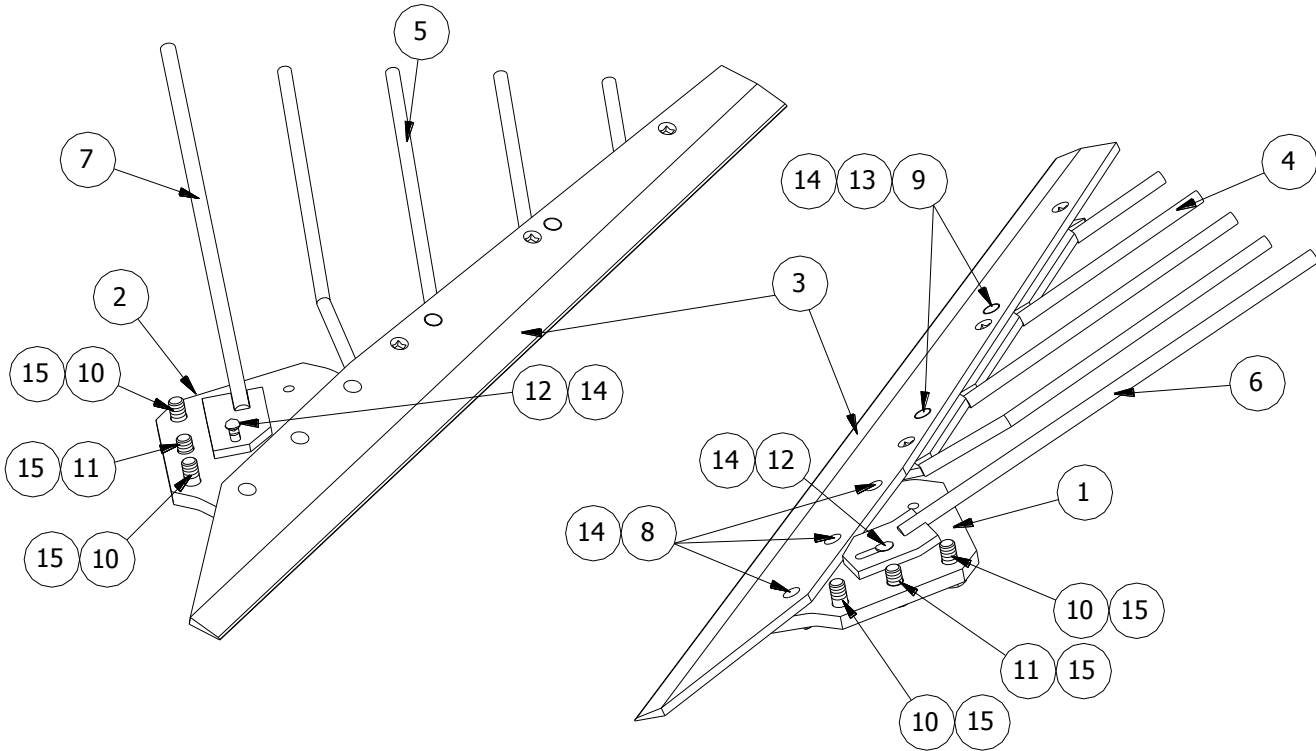
OFFSET SHANKS

(4R(36-38) ONLY)



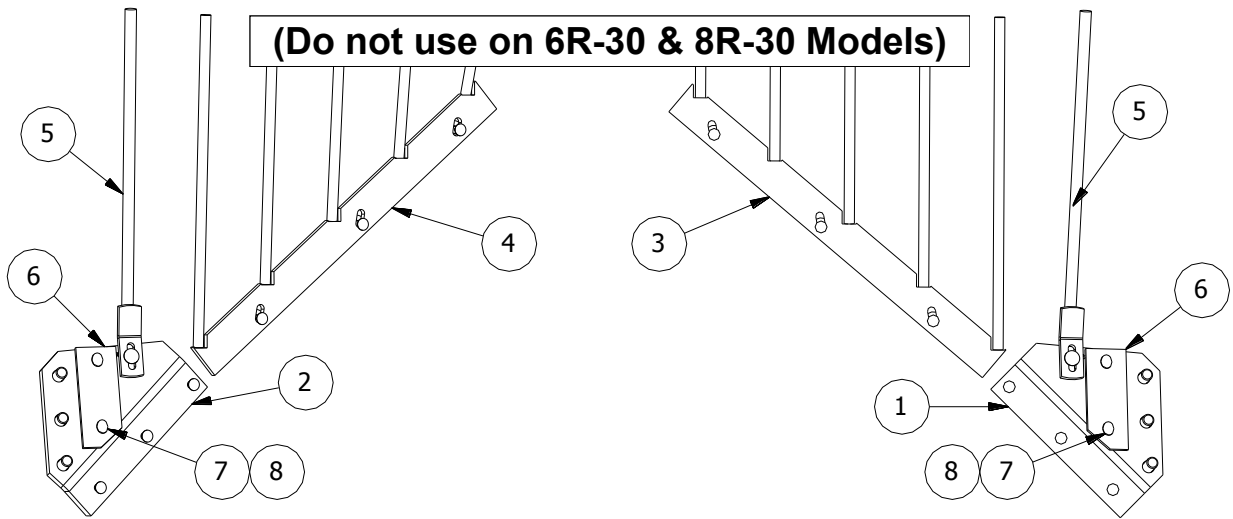
ITEM	PART NO.	SERIAL NO OR YR	DESCRIPTION	QTY
1	03-080-664		WELDMENT, 5 X 5 SHANK LT.	1
2	03-080-665		WELDMENT, 5 X 5 SHANK RT.	1
3	03-080-994		SUPPORT, PLOW STD. LT	1
4	03-080-995		SUPPORT, PLOW STD. RT	1
5	48-090350		CAPSCREW, 7/16 X 1 1/4 G5 PLT	4
6	66-010200		LOCKWASHER, 7/16 PLT	4
7	68-010200		HEXNUT, 7/16 NC	4
8	48-090590		CAPSCREW, 1/2 X 1 NC GD 5 PLT	4
9	03-024-211		GUARD, SHANK SHIN	2
10	03-023-672		CAP,SHANK	2
11	48-100075		CAPSCREW, 3/4 X 7 1/2 G5 PLT	8
12	66-010350		LOCKWASHER, 3/4 PLT	8
13	68-010350		HEXNUT, 3/4 PLT	8

BLADES, CUT RODS, & FROGS



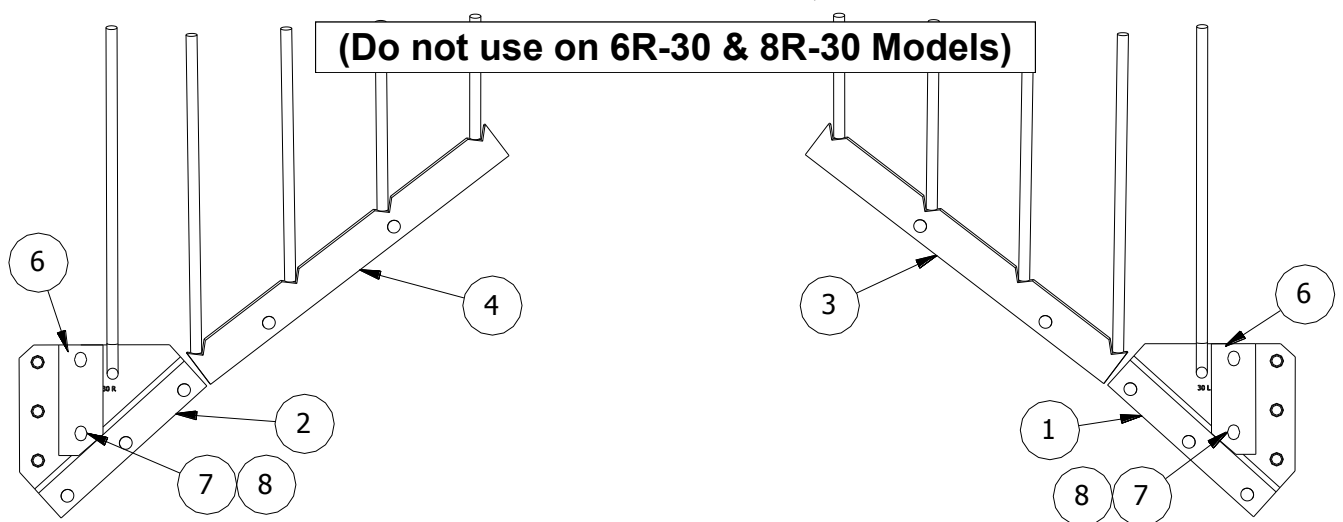
ITEM	PART NO	SERIAL NO OR YR	DESCRIPTION	QTY
1	03-023-533		FROG, 26" 8-H CSUNK LT CUT	1
2	03-023-534		FROG, 26" 8-H CSUNK RT CUT	1
3	03-081-068		BLADE, 3/8" X 5" X 42" (PAIR)	1
4	03-080-834		ROD, 26" 1 BENT LG SLT LT CUT	1
5	03-080-835		ROD, 26" 1 BENT LG SLT RT CUT	1
6	03-080-996		FINGER, LIFT LT	1
7	03-080-997		FINGER, LIFT RT	1
8	60-020065		PLOW BOLT, 3/8 X 1 1/2 G8 P	6
9	60-020050		PLOW BOLT, 3/8 X 1 1/4 G5 P	4
10	48-090930		CAPSCREW, 5/8 X 1 1/2 G5 P	4
11	48-090910		CAPSCREW, 5/8 X 1 1/4 G5 P	2
12	52-050045		CARRSCREW 3/8 X 1 1/2 G5	2
13	62-010100		FLATWASHER, 3/8 PLT	4
14	78-020300		WHIZ FLANGE LOCKNUT, 3/8	12
15	66-010595		EXT TOOTH WASHER, 5/8	6

28" OPTIONAL CUT RODS, & FROGS



ITEM	PART NO	SERIAL NO OR YR	DESCRIPTION	QTY
1	03-023-864		FROG, 28" 9-HOLE LT CUT	1
2	03-023-865		FROG, 28" 9-HOLE RT CUT	1
3	03-080-847		ROD, 28" 5 ROD LT CUT	1
4	03-080-848		ROD, 28" 5 ROD RT CUT	1
5	03-080-849		ROD, 28" FROG BOLT-ON	2
6	03-027-259		SLIDE, 30" FROG	2
7	60-020060		PLOW BOLT, 3/8 X 1 1/2 G5 PLT	4
8	78-020300		WHIZ NUT, 3/8	4

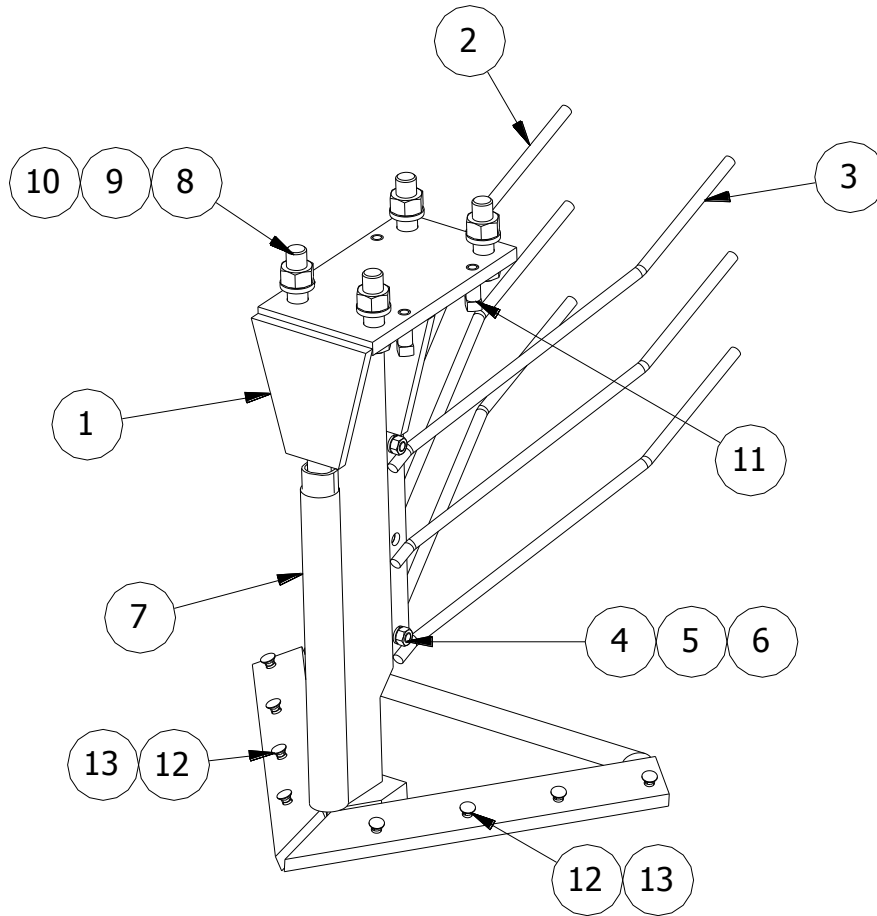
30" OPTIONAL CUT RODS, & FROGS



ITEM	PART NO	SERIAL NO OR YR	DESCRIPTION	QTY
1	03-080-218		FROG, 30" 8 HOLE WELD LT	1
2	03-080-219		FROG, 30" 8 HOLE WELD RT	1
3	03-080-220		ROD, 30" 4 ROD STR LT CUT	1
4	03-080-221		ROD, 30" 4 ROD STR RT CUT	1
6	03-027-259		SLIDE, 30" FROG	2
7	60-020060		PLOW BOLT, 3/8 X 1 1/2 G5 PLT	4
8	78-020300		WHIZ NUT, 3/8	4

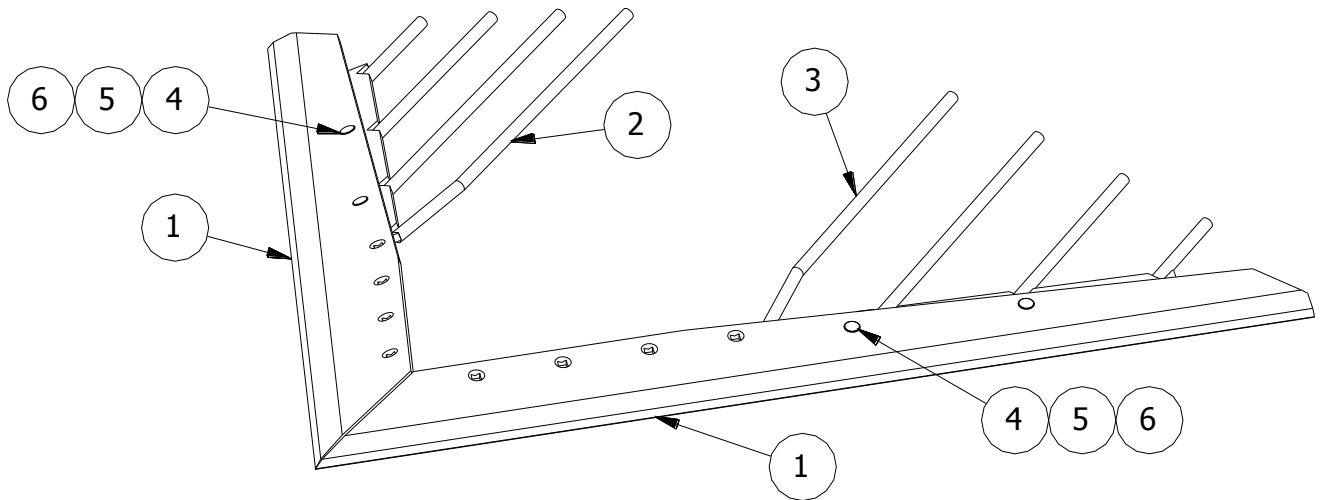
26" V-PLOW SHANK

(4R30, 4R(36-38), 4R40, 6R30, 8R30, 8R36, & 8R38)



ITEM	PART NO.	SERIAL NO OR YR	DESCRIPTION	QTY
1	03-080-832		SHANK, 26" RIGID	1
2	03-080-994		SUPPORT, PLOW STD. LT	1
3	03-080-995		SUPPORT, PLOW STD. RT	1
4	48-090350		CAPSCREW, 7/16 X 1 1/4 G5 PLT	2
5	66-010200		LOCKWASHER, 7/16 PLT	2
6	68-010200		HEXNUT, 7/16 NC	2
7	03-024-253		GUARD, CENTER 4R	1
8	48-091600		CAPSCREW, 7/8 X 3 NC G5 PLT	4
9	66-010400		LOCKWASHER, 7/8 PLT	4
10	68-010400		NUT, 7/8 NC HEX PLT	4
11	54-010300		SETSCREW, 5/8 X 1 1/2 SQHD CUPPT G5	4
12	60-020065		PLOWSCREW, 3/8 X 1-1/2 REG G8	8
13	78-020300		3/8" WHIZ NUT	8

26" V-PLOW SHANK BLADES
(4R(36-38), 4R40, 8R36, & 8R38 ONLY)



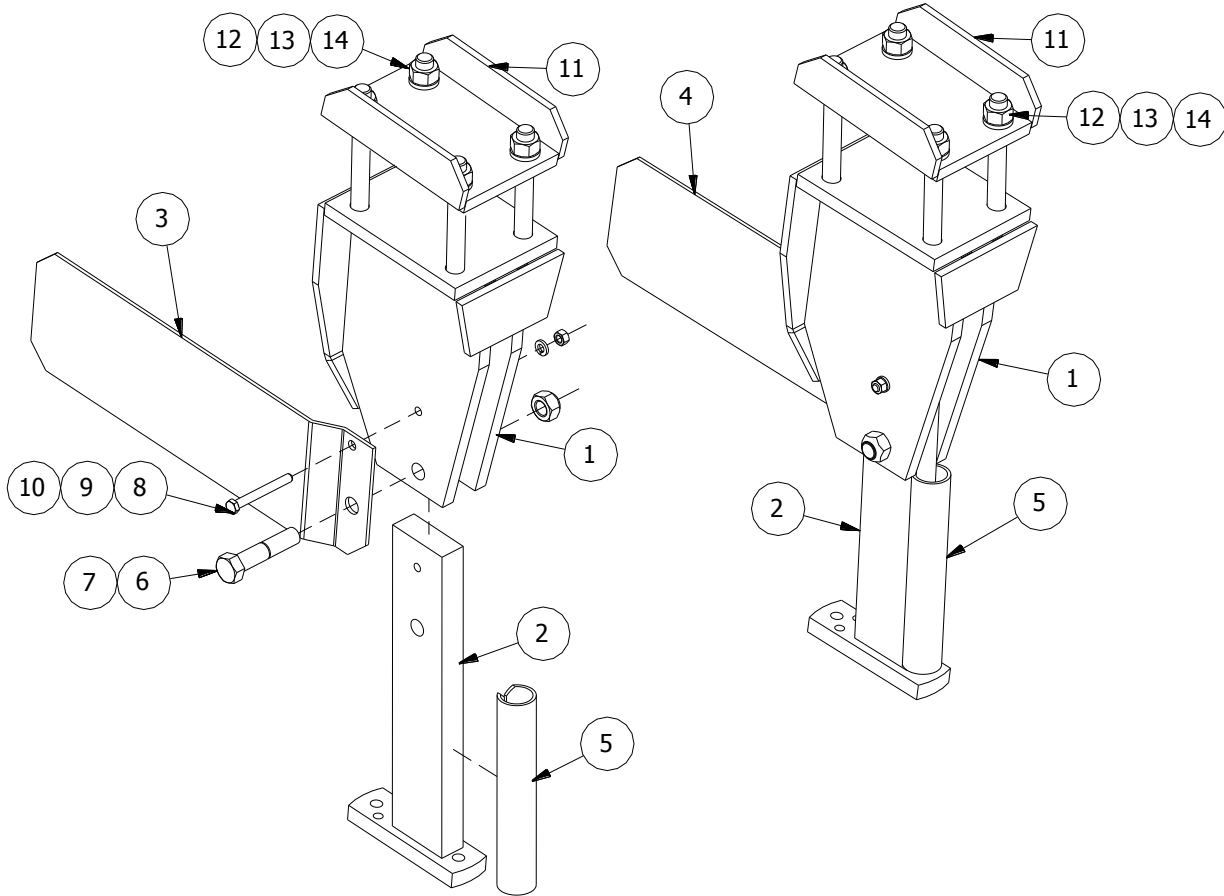
ITEM	PART NO.	SERIAL NO OR YR	DESCRIPTION	QTY
1	03-081-160		BLADES, 26" CENTER	1
2	03-080-071		CUT ROD, 26" 1 BENT SM SLOT LT	1
3	03-080-072		CUT ROD, 26" 1 BENT SM SLOT RT	1
4	60-020050		PLOWSCREW, 3/8 X 1 1/4 #3 RED HD G5 P	4
5	62-010100		FLATWASHER, 3/8 STD PLT	4
6	78-020300		WHIX FLANGE LOCKNUT, 3/8 PLT	4

28" V-PLOW SHANK BLADES
(4R30, 6R30, & 8R30 ONLY)

ITEM	PART NO.	SERIAL NO OR YR	DESCRIPTION	QTY
1	03-081-236		BLADES, 28" PAIR	1
2	03-080-071		CUT ROD, 26" 1 BENT SM SLOT LT	1
3	03-080-072		CUT ROD, 26" 1 BENT SM SLOT RT	1
4	60-020050		PLOWSCREW, 3/8 X 1 1/4 #3 RED HD G5 P	4
5	62-010100		FLATWASHER, 3/8 STD PLT	4
6	78-020300		WHIX FLANGE LOCKNUT, 3/8 PLT	4

LT & RT TRIP SHANK

*(03-081-223 & 03-081-224)

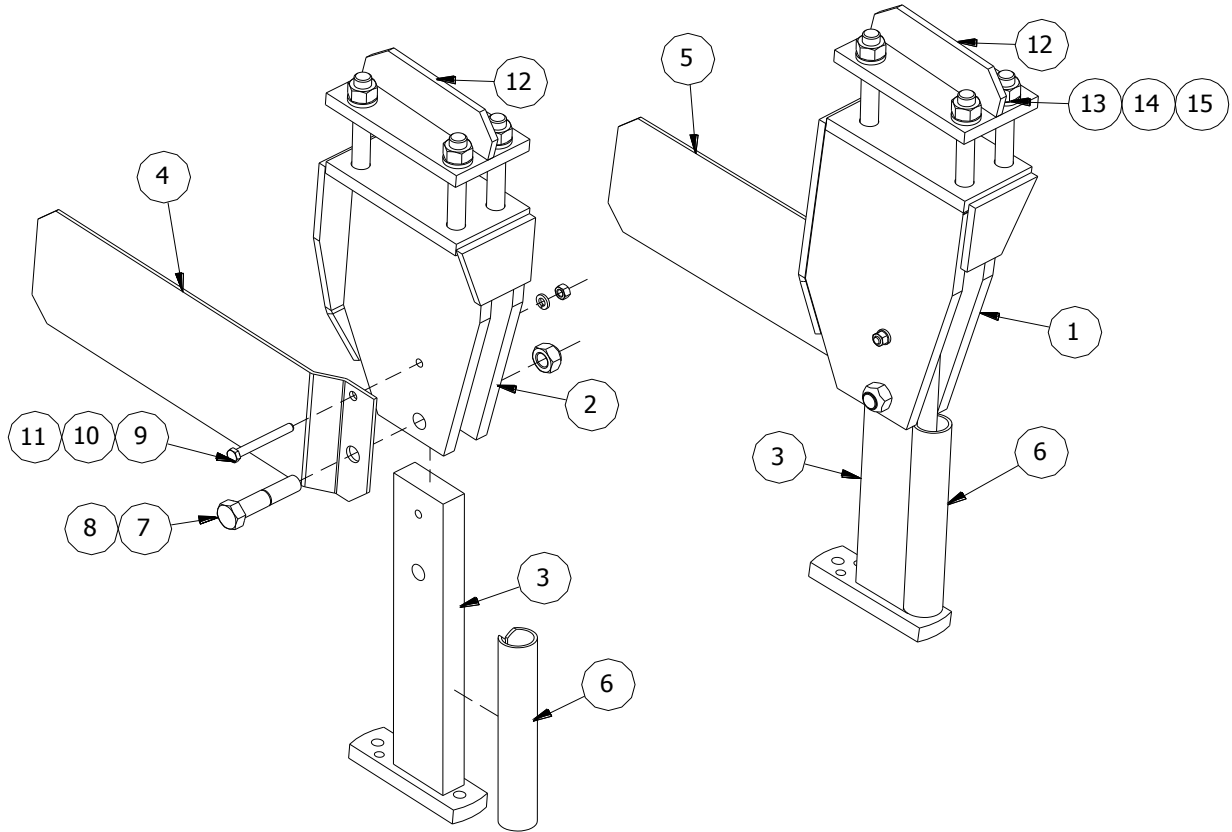


ITEM	PART NO.	SERIAL NO OR YR	DESCRIPTION	QTY	
				LT	RT
1	36-080-011		SHANK BRACKET	1	1
2	36-080-008		TRIP SHANK	1	1
3	03-027-293		FENDER, LT	1	-
4	03-027-294		FENDER, RT	-	1
5	36-024-004		GUARD, SHANK SHIN	1	1
6	48-200050		CAPSCREW, 3/4 X 3 1/2 G8 PLT	1	1
7	72-010150		LOCKNUT, 3/4 STOVER G"B" PLT	1	1
8	48-090275		CAPSCREW, 3/8 X 3 1/4 G5 PLT	1	1
9	66-010150		LOCKWASHER, 3/8 PLT	1	1
10	68-010150		HEXNUT, 3/8 PLTT	1	1
*11	36-080-014		CAP, SHANK	1	1
*12	48-100075		CAPSCREW, 3/4 X 7 1/2	8	8
*13	66-010350		LOCKWASHER, 3/4 PLT	8	8
*14	68-010350		HEXNUT, 3/4 PLT	8	8

* MAKES UP BUNDLE 03-082-339.

LT & RT OFFSET TRIP SHANK

*(03-081-279 & 03-081-280)

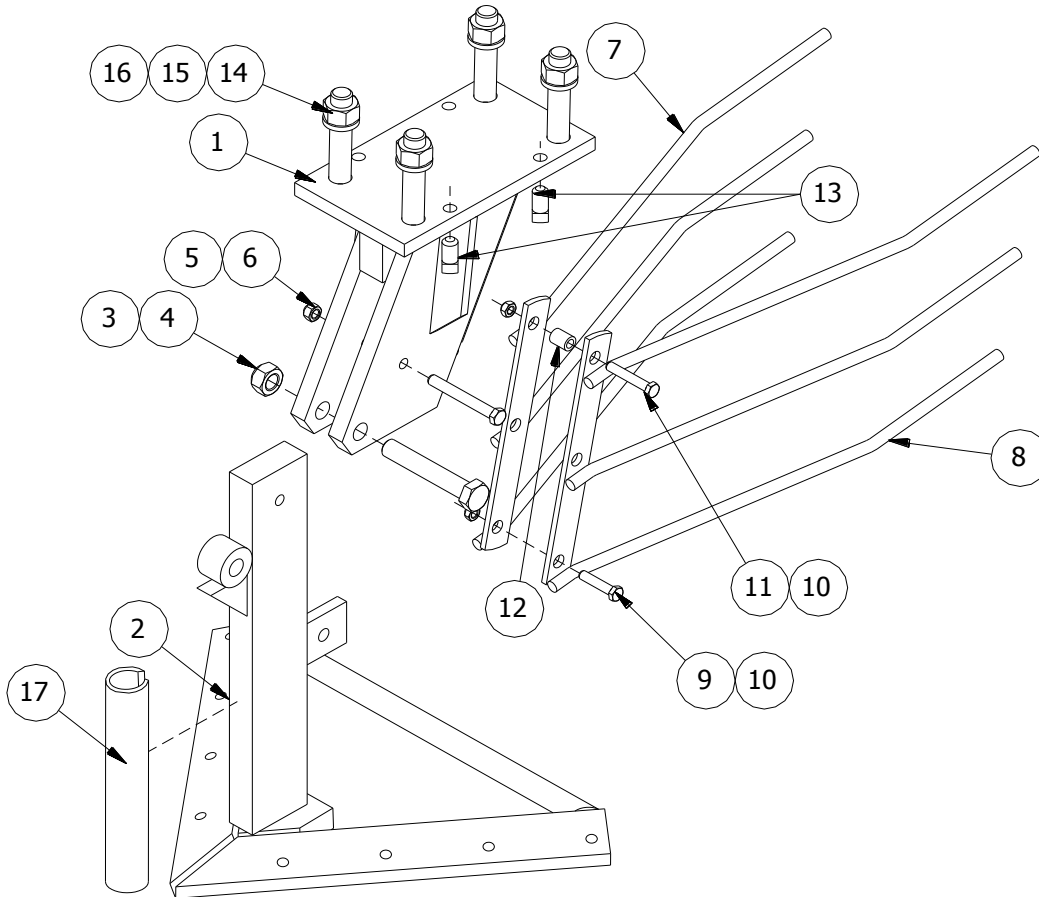


ITEM	PART NO.	SERIAL NO OR YR	DESCRIPTION	QTY	
				LT	RT
1	03-070-151		BRACKET, LT OFFSET SHANK	1	-
2	03-070-152		BRACKET, RT OFFSET SHANK	-	1
3	36-080-008		TRIP SHANK	1	1
4	03-027-293		FENDER, LT	1	-
5	03-027-294		FENDER, RT	-	1
6	36-024-004		GUARD, SHANK SHIN	1	1
7	48-200050		CAPSCREW, 3/4 X 3 1/2 G8 PLT	1	1
8	72-010150		LOCKNUT, 3/4 STOVER G"B" PLT	1	1
9	48-090275		CAPSCREW, 3/8 X 3 1/4 G5 PLT	1	1
10	66-010150		LOCKWASHER, 3/8 PLT	1	1
11	68-010150		HEXNUT, 3/8 PLT	1	1
*12	03-070-153		CAP, OFFSET SHANK	1	1
*13	48-100075		CAPSCREW, 3/4 X 7 1/2	8	8
*14	66-010350		LOCKWASHER, 3/4	8	8
*15	68-010350		HEXNUT, 3/4 PLT	8	8

* MAKE UP BUNDLE 03-082-340

26" TRIP V-SHANK

*(03-081-162)

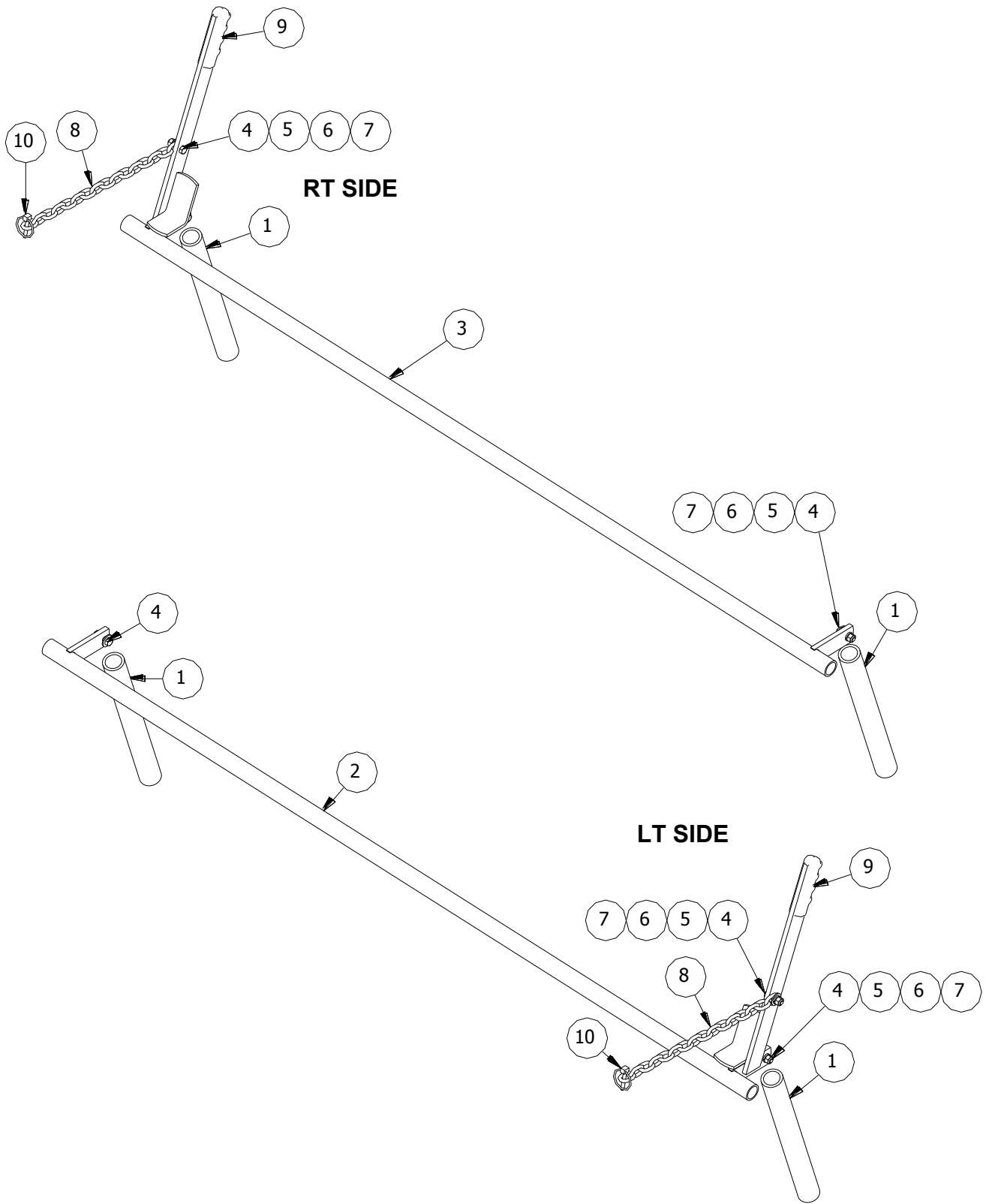


ITEM	PART NO.	SERIAL NO OR YR	DESCRIPTION	QTY
1	03-080-709		MOUNT, '97 TRIP SHANK	1
2	03-080-833		SHANK, 26" TRIP	1
3	48-091450		CAPSCREW, 3/4 X 4 1/2 NC G5 PLT	1
4	72-010150		LOCKNUT, 3/4 STOVER GB PLT	1
5	48-090550		CAPSCREW, 7/16X3-1/2 NC HEX HD GD 5	1
6	72-010075		LOCKNUT, 7/16 NC STOVER GD B PLT	1
7	03-080-994		SUPPORT, PLOW STD. LT	1
8	03-080-995		SUPPORT, PLOW STD. RT	1
9	48-090185		CAPSCREW, 3/8 X 1-3/4 GD 5	1
10	72-010050		LOCKNUT, 3/8 STOVER GB PLT	2
11	48-090210		CAPSCREW, 3/8 X 2 1/4 NC G5 PLT	1
12	03-024-301		ROLLER, TRIP SHANK	1
13	54-010275		SETSCREW, 5/8 X 1 SQHD CUPPT G5 PLN	4
*14	48-091600		CAPSCREW, 7/8 X 3 G5 PLT	4
*15	66-010400		LOCKWASHER, 7/8 PLT	4
*16	68-010400		HEXNUT, 7/8 PLT	4
*17	36-024-004		GUARD, SHANK SHIN	4

* MAKE UP BUNDLE 03-082-341

**BLANK
PAGE**

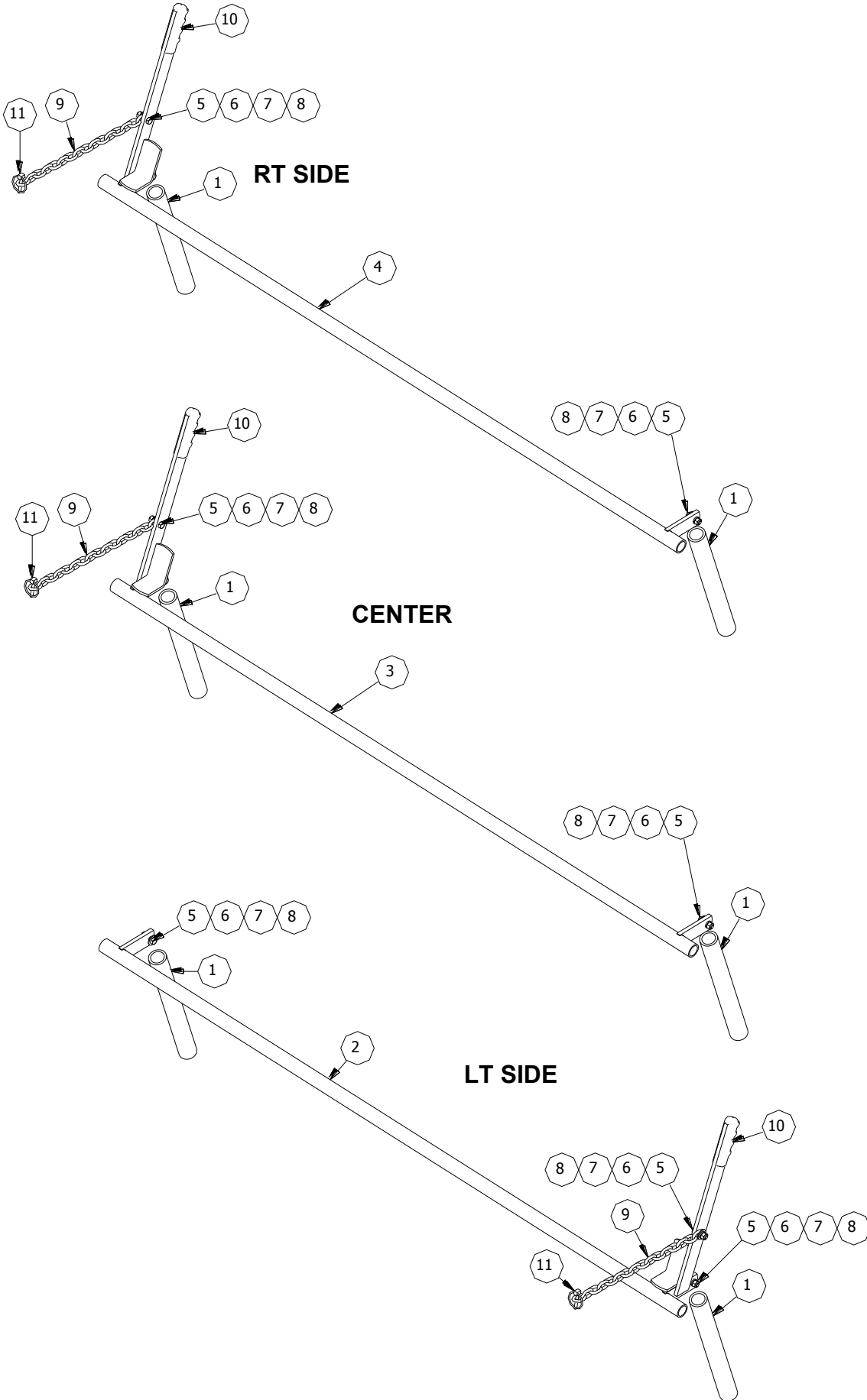
4-ROW RATTLER ADJUSTMENT ASSEMBLY



4-ROW MACHINES

ITEM	PART NO.	SERIAL NO OR YR	DESCRIPTION	QTY	
				30"	36" 38" 40"
1	03-024-252		GUARD CHAIN	4	4
LT SIDE RATTLER ADJUSTMENTS					
2	03-080-686		RATTLER ADJ, 6-31 LT	1	-
	03-080-330		RATTLER, 436" LT ADJ	-	1
RT SIDE RATTLER ADJUSTMENTS					
3	03-080-687		RATTLER ADJ, 6-31 LT	1	-
	03-080-331		RATTLER, 436" RT ADJ	-	1
4	48-090150		CAPSCREW, 3/8 X 1 1/4 G5 PLT	6	6
5	62-010100		FLATWASHER, 3/8 PLT	6	6
6	66-010150		LOCKWASHER, 3/8 PLT	6	6
7	68-010150		HEXNUT, 3/8 PLT	6	6
8	03-050-093		CHAIN, 5/0 MACHINE STR	2	2
9	03-050-019		GRIP, PLASTIC HANDLE	2	2
10	02-050-062		KLIK PIN, 1/4 X 1 5/8	2	2

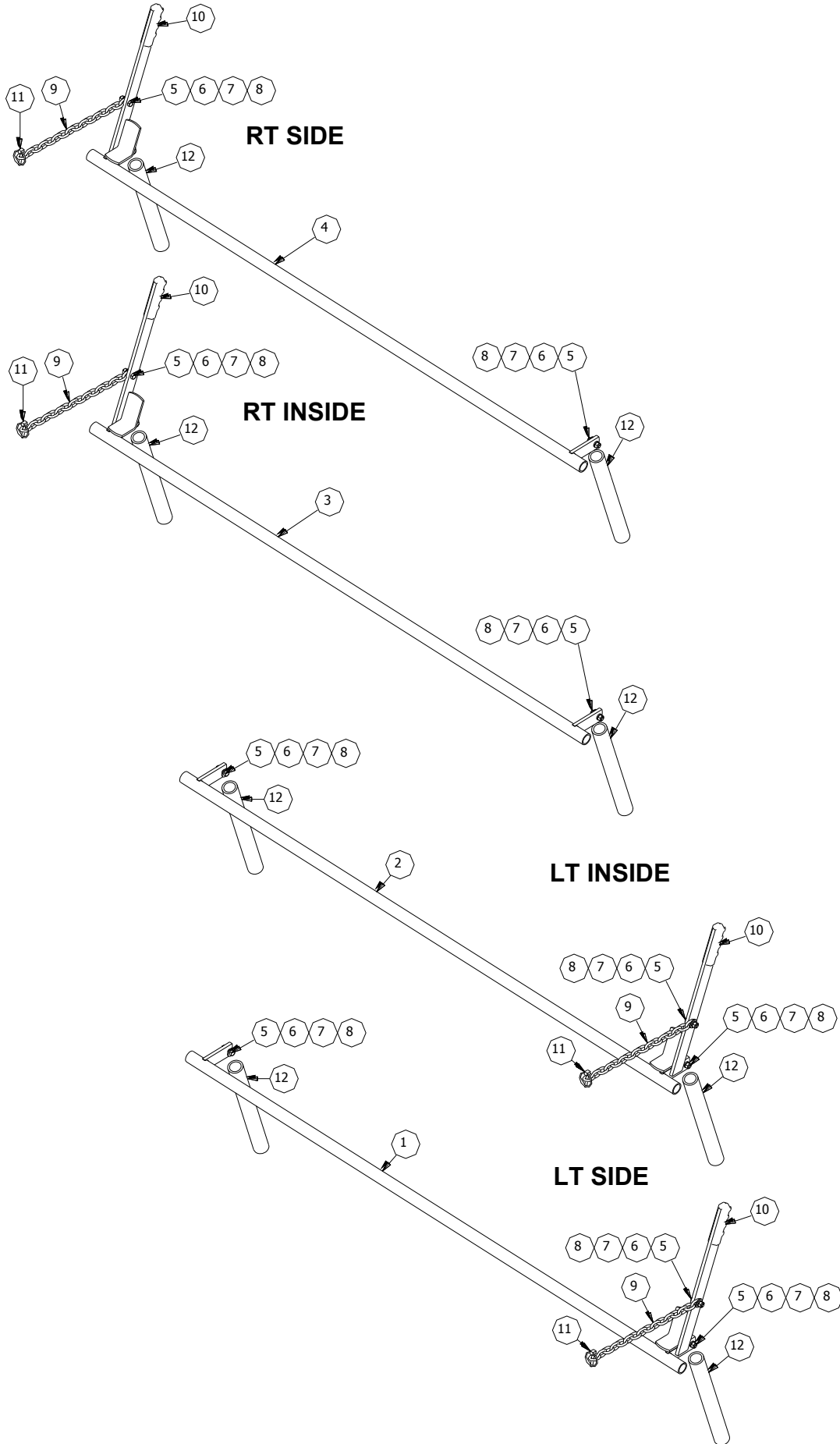
6-ROW RATTLER ADJUSTMENT ASSEMBLY



6-ROW MACHINES

ITEM	PART NO.	SERIAL NO OR YR	DESCRIPTION	QTY			
				30"	36"	38"	40"
1	03-024-252		GUARD CHAIN	6	6	6	6
LT SIDE RATTLER ADJUSTMENTS							
2	03-080-686		RATTLER ADJ, 6-31 LT	1	-	-	-
	03-080-330		RATTLER, 436" LT ADJ	-	1	-	1
	03-080-518		RATTLER, 6-38 LT	-	-	1	-
CENTER RATTLER ADJUSTMENTS							
3	03-080-687		RATTLER ADJ, 6-31 LT	1	-	-	-
	03-080-331		RATTLER, 436" RT ADJ	-	1	-	-
	03-080-520		RATTLER PIPE, 6-38 ADJ	-	-	1	-
	03-080-127		RATTLER, 236" RT ADJ	-	-	-	1
RT SIDE RATTLER ADJUSTMENTS							
4	03-080-687		RATTLER ADJ, 6-31 LT	1	-	-	-
	03-080-331		RATTLER, 436" RT ADJ	-	1	-	1
	03-080-519		RATTLER, 6-38 RT	-	-	1	-
5	48-090150		CAPSCREW, 3/8 X 1 1/4 G5 P	9	9	9	9
6	62-010100		FLATWASHER, 3/8 PLT	9	9	9	9
7	66-010150		LOCKWASHER, 3/8 PLT	9	9	9	9
8	68-010150		HEXNUT, 3/8 PLT	9	9	9	9
9	03-050-093		CHAIN, 5/0 MACHINE STR	3	3	3	3
10	03-050-019		GRIP, PLASTIC HANDLE	3	3	3	3
11	02-050-062		KLIK PIN, 1/4 X 1 5/8	3	3	3	3

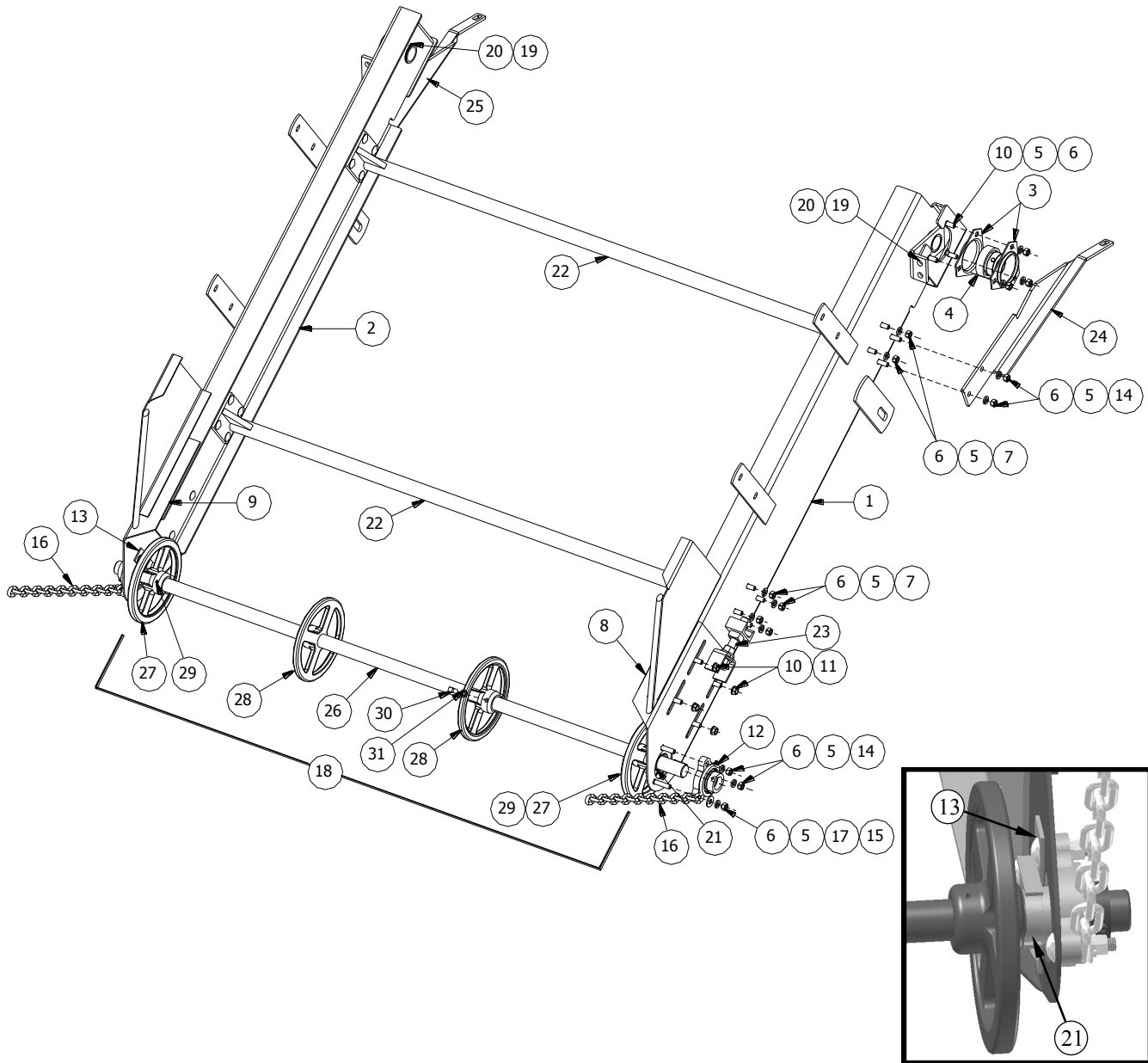
8-ROW RATTLER ADJUSTMENT ASSEMBLY



8-ROW MACHINES

ITEM	PART NO.	SERIAL NO OR YR	DESCRIPTION	QTY			
				30"	36"	38"	40"
LT SIDE RATTLER ADJUSTMENTS							
1	03-080-686		RATTLER ADJ, 6-31 LT	1			
	03-080-330		RATTLER, 436" LT ADJ	-	1	-	1
	03-080-518		RATTLER, 6-38 LT	-	-	1	-
LT INSIDE SIDE RATTLER ADJUSTMENTS							
2	03-080-686		RATTLER ADJ, 6-31 LT	1	-	-	-
	03-080-330		RATTLER, 436" LT ADJ	-	1	-	-
	03-080-840		RATTLER, 8-38" LT CTR ADJ	-	-	1	-
	03-080-728		RATTLER ADJ, 840 LT	-	-	-	1
RT INSIDE SIDE RATTLER ADJUSTMENTS							
3	03-080-687		RATTLER ADJ, 6-31 LT	1	-	-	-
	03-080-331		RATTLER, 436" RT ADJ	-	1	-	-
	03-080-520		RATTLER PIPE, 6-38 ADJ	-	-	1	-
	03-080-127		RATTLER, 236" RT ADJ	-	-	-	1
RT SIDE RATTLER ADJUSTMENTS							
4	03-080-687		RATTLER ADJ, 6-31 LT	1	-	-	-
	03-080-331		RATTLER, 436" RT ADJ	-	1		1
	03-080-519		RATTLER, 6-38 RT	-	-	1	-
5	48-090150		CAPSCREW, 3/8 X 1 1/4 G5 P	12	12	12	12
6	62-010100		FLATWASHER, 3/8 PLT	12	12	12	12
7	66-010150		LOCKWASHER, 3/8 PLT	12	12	12	12
8	68-010150		HEXNUT, 3/8 PLT	12	12	12	12
9	03-050-093		CHAIN, 5/0 MACHINE STR	4	4	4	4
10	03-050-019		GRIP, PLASTIC HANDLE	4	4	4	4
11	02-050-062		KLIK PIN, 1/4 X 1 5/8	4	4	4	4
12	03-024-252		GUARD CHAIN	8	8	8	8

30" & 36" - 40" CHAIN RATTLER ASSEMBLY



ITEM	PART NO.	SERIAL NO OR YR	DESCRIPTION	QTY	
				30"	36"
1	03-070-154		WELDMT, LT RATTLER SIDE	1	1
2	03-070-155		WELDMT, RT RATTLER SIDE	1	1
3	03-051-024		FLANGE, 72 MSTR 3 HOLE	4	4
4	03-051-016		BEARING, 1.25 WITH COLLAR	2	2
5	66-010150		LOCKWASHER, 3/8 PLT	28	28
6	68-010150		HEXNUT, 3/8 PLT	28	28
7	52-050040		CARRIAGE BOLT, 3/8 X 1 1/4 NC G5 PLT	12	12

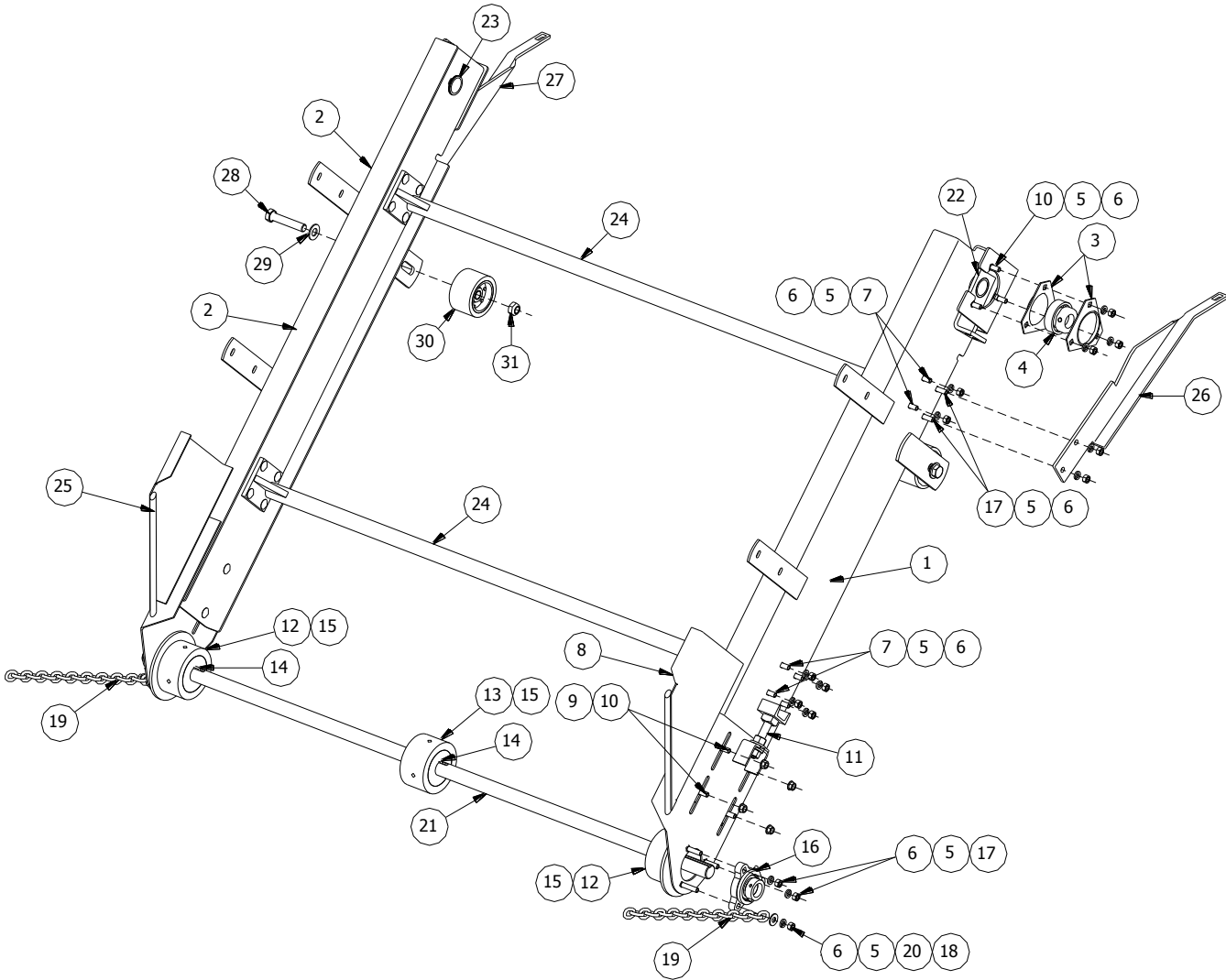
ITEM	PART NO.	SERIAL NO OR YR	DESCRIPTION	QTY	
				30"	36"
8	03-070-157		SKID SHOE, LT 2015	1	1
9	03-070-158		SKID SHOE, RT 2015	1	1
10	52-050035		CARRAIGE BOLT, 3/8 X 1 NC G5 PLT	14	14
11	78-020300		3/8" WHIZ NUT	8	8
12	03-051-035		BRG, 1 3/16 3-H FLG UNIT LC	2	2
13	03-070-024		SCRAPER ASSY	2	2
14	52-050045		CARRIAGE BOLT, 3/8 X 1 1/2 NC G5 PLT	8	8
15	52-050048		CARRIAGE SCREW, 3/8 X 1 3/4 G5	2	2
16	03-050-209		CHAIN, 5/0 MACHINE STR - 21 LINKS	2	2
17	62-010100		FLATWASHER, 3/8" STANDARD PLT	2	2
18	03-081-117		RATTLER IDLER, 6-31	1	-
	03-081-087		RATTLER IDLER,	-	1
19	03-070-091		PIVOT, RATTLER FRAME	2	2
20	03-050-208		RETAINING RING, 1 5/8 EXTERNAL	2	2
21	03-024-454		SPACER, CHAIN IDLER	2	2
22	03-070-156		BRACE, 2015 30" RATTLER FRAME	2	-
	03-070-159		BRACE, 2015 36" RATTLER FRAME	-	2
23	03-070-003		ROD, 5/8" ADJUSTMENT	2	2
24	03-027-552		BRACE, 2015 LT REAR FENDER	1	1
25	03-027-553		BRACE, 2015 RT REAR FENDER	1	1

RATTLER IDLER FOR 30"
(03-081-117)

RATTLER IDLER FOR 36-40"
(03-081-087)

ITEM	PART NO.	SERIAL NO OR YR	DESCRIPTION	QTY	
				-117	-087
26	03-026-199		SHAFT, FRONT 6-30	1	-
	03-026-175		SHAFT. '91 FRONT	-	1
27	03-057-007		IDLER, '70 FRONT CHAIN	2	2
28	03-057-003		IDLER, FRONT BAR	2	2
29	03-050-026		SPIROL PIN, 1/4 X 2 HD	2	2
30	54-010150		SETSCREW, 3/8 X 7/8 SQ HD SUPPT	2	2
31	70-010051		JAMNUT, 3/8 PLT	2	2

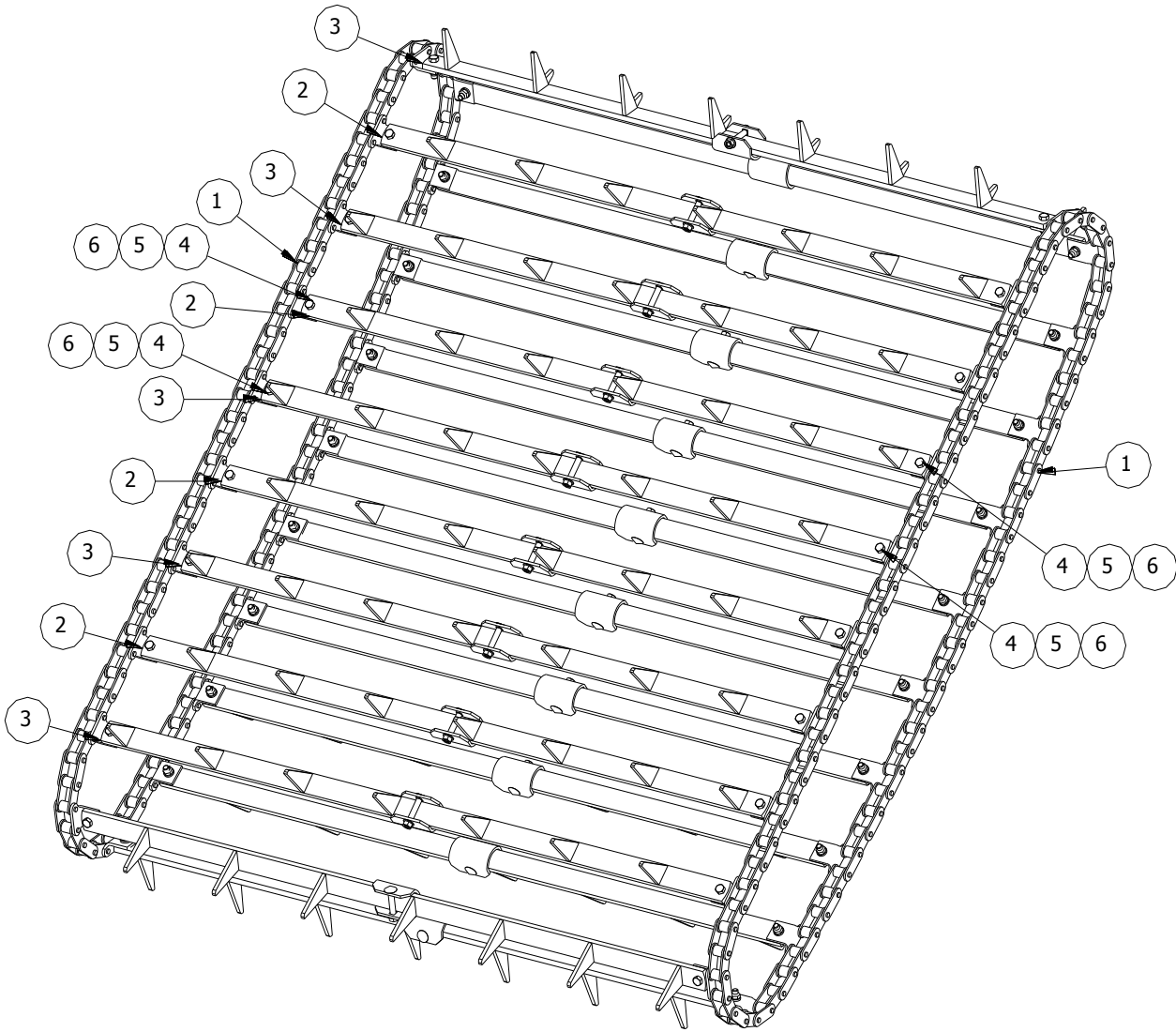
30" & 36 - 40" BELT RATTLER ASSEMBLY



ITEM	PART NO.	SERIAL NO OR YR	DESCRIPTION	QTY	
				30"	36"
1	03-070-154		WELDMT, LT RATTLER SIDE	1	1
2	03-070-155		WELDMT, RT RATTLER SIDE	1	1
3	03-051-024		FLANGE, 72 MSTR 3 HOLE	4	4
4	03-051-016		BEARING, 1.25 WITH COLLAR	2	2
5	66-010150		LOCKWASHER, 3/8 PLT	28	28
6	68-010150		HEXNUT, 3/8 PLT	28	28
7	52-050040		CARRIAGE BOLT, 3/8 X 1 1/4 NC G5 PLT	12	12
8	03-070-157		SKID SHOE, LT 2015	1	1
9	78-020300		3/8" WHIZ NUT	8	8
10	52-050035		CARRIAGE BOLT, 3/8 X 1 NC G5 PLT	14	14

ITEM	PART NO.	SERIAL NO OR YR	DESCRIPTION	QTY	
				30"	36"
11	03-070-003		ROD, 5/8" ADJUSTMENT	2	2
12	03-053-049		IDLER, FRONT FLANGE	2	2
13	03-053-050		IDLER, FRONT W/O FLANGE	1	1
14	03-026-017		KEY, 1/4 x 2-11/16"	3	3
15	54-020050		SETSCREW, 3/8 X 1/2 ALLEN HD CUPPT	6	6
16	03-051-035		BRG, 1 3/16 3-H FLG UNIT LC	2	2
17	52-050045		CARRIAGE BOLT, 3/8 X 1 1/2 NC G5 PLT	8	8
18	52-050048		CARRIAGE SCREW, 3/8 X 1 3/4 G5	2	2
19	03-050-209		CHAIN, 5/0 MACHINE STR - 21 LINKS	2	2
20	62-010100		FLATWASHER, 3/8" STANDARD PLT	2	2
21	03-026-320		SHAFT, 30" FRONT BELT	1	-
	03-026-319		SHAFT, 36" FRONT BELT	-	1
22	03-070-091		PIVOT, RATTLER FRAME	2	2
23	03-050-208		RETAINING RING, 1 5/8 EXTERNAL	2	2
24	03-070-156		BRACE, 2015 30" RATTLER FRAME	2	-
	03-070-159		BRACE, 2015 36" RATTLER FRAME	-	2
25	03-070-158		SKID SHOE, RT 2015	1	1
26	03-027-552		BRACE, 2015 LT REAR FENDER	1	1
27	03-027-553		BRACE, 2015 RT REAR FENDER	1	1
28	48-091048		CAPSCREW, 5/8X3-1/4 NC HX HD GD 5	2	2
29	62-020040		FLATWASHER, 5/8 SAE PLT	2	2
30	03-053-058		IDLER, BACKSIDE FLAT RUBBER	2	2
31	72-020050		LOCKNUT, 5/8 NC STOVER GD C PLT	2	2

30" & 36" - 40" RATTLER BARS AND CHAINS



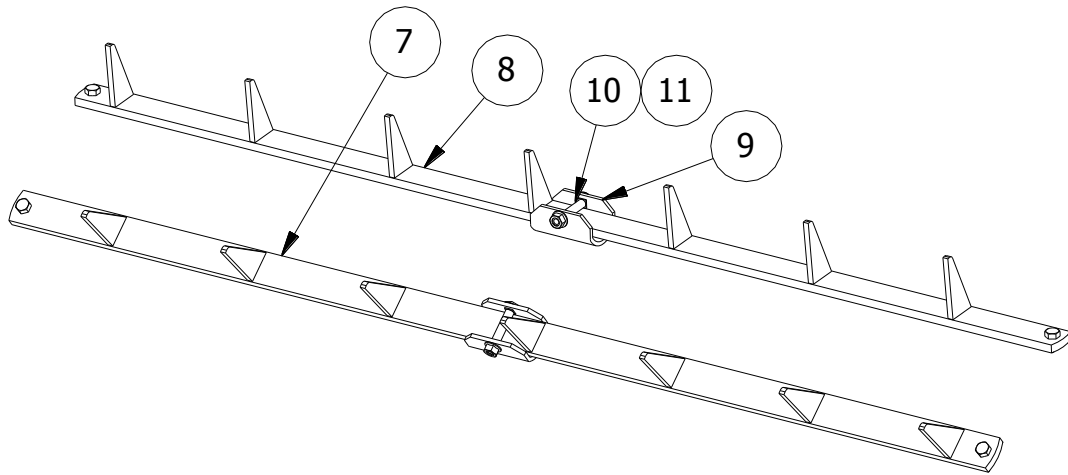
ITEM	PART NO.	SERIAL NO OR YR	DESCRIPTION	QTY	
				30	36 38 40
1	03-052-045		CHAIN. CA-557 80	1	1
2	03-081-115		RATTLER BAR, LT. 30"	10	-
	03-081-027		RATTLER BAR, LT 36"-40"	-	10
3	03-081-116		RATTLER BAR, RT. 30"	10	-
	03-081-028		RATTLER BAR, RT 36"-40"	-	10
4	48-090150		CAPSCREW, 3/8 X 1 1/4 NC G5 PLT	40	40
5	66-010150		LOCKWASHER, 3/8 PLT	40	40
6	72-010050		LOCKNUT, 3/8 STOVER GB PLT	40	40

LT RATTLER BAR FOR 30"

(03-081-115)

RT RATTLER BAR FOR 30"

(03-081-116)



ITEM	PART NO.	SERIAL NO OR YR	DESCRIPTION	QTY	
				-115	-116
7	03-080-681		RATTLER BAR, 6-30 LT	1	-
8	03-080-682		RATTLER BAR, 6-30 RT	-	1
9	03-027-077		PAD, KNOCKER	1	1
10	52-050050		CAPSCREW, 3/8 X 2 1/4	1	1
11	78-020300		FLANGE NUT, 3/8 WHIZ	1	1

LT RATTLER BAR FOR 36"- 40"

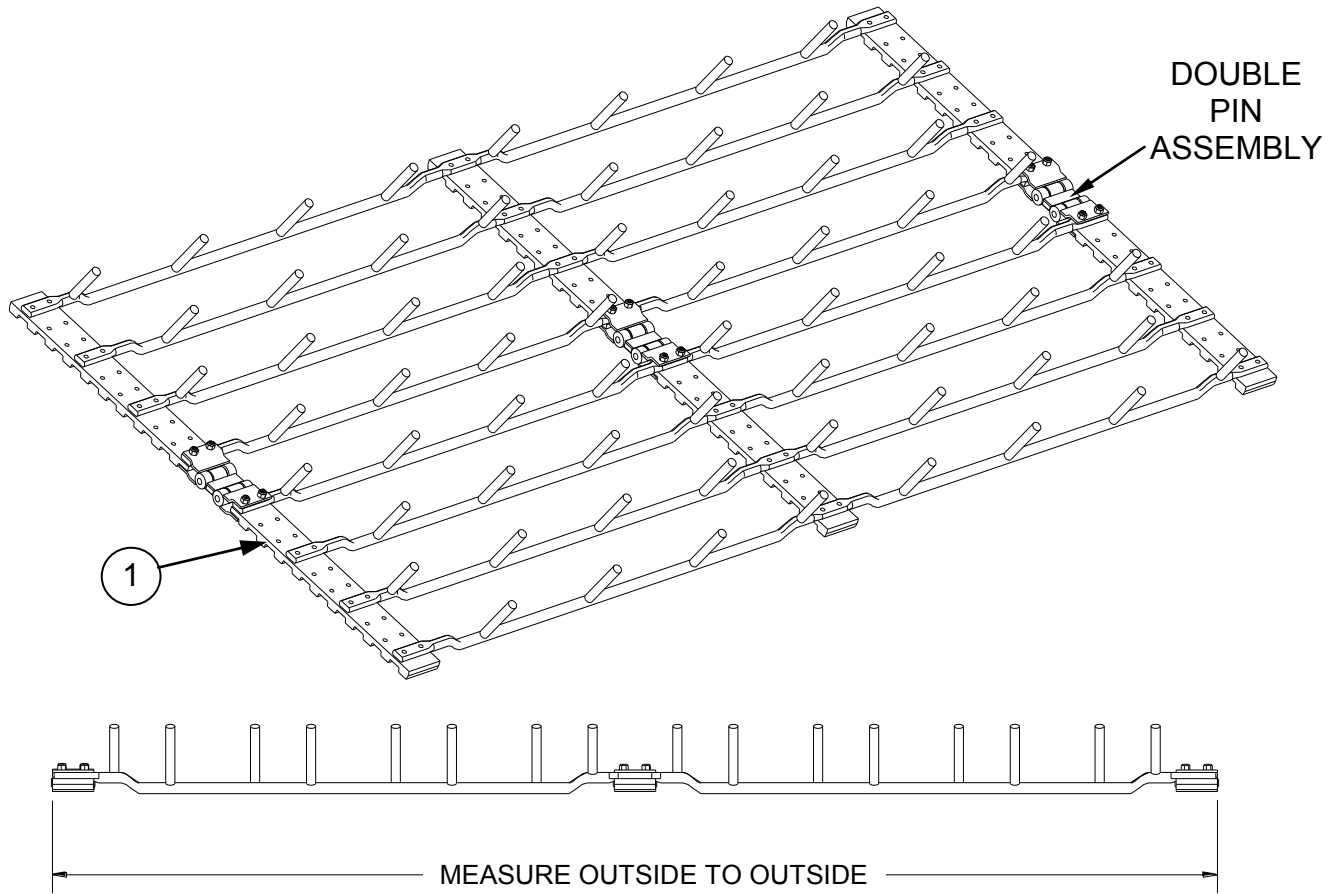
(03-081-027)

RT RATTLER BAR FOR 36" - 40"

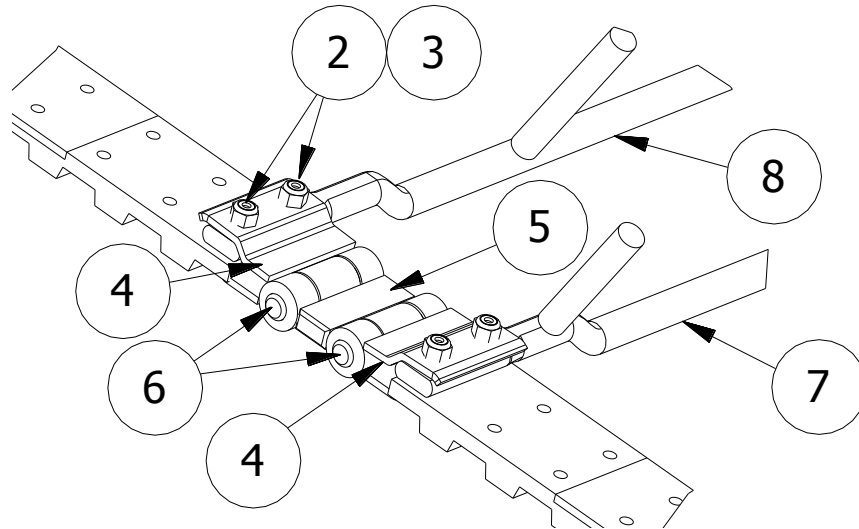
(03-081-028)

ITEM	PART NO.	SERIAL NO OR YR	DESCRIPTION	QTY	
				-027	-028
7	03-080-531		RATTLER BAR, LT	1	-
8	03-080-532		RATTLER BAR, RT	-	1
9	03-027-077		PAD, KNOCKER	1	1
10	52-050050		CAPSCREW, 3/8 X 2 1/4	1	1
11	78-020300		FLANGE NUT, 3/8 WHIZ	1	1

3 BELT ASSEMBLY (4R, 6R & 8-ROW)



ITEM	PART NO	SERIAL NO OR YR	DESCRIPTION
1	03-050-190		3B(30) X 52 3/8 DP BELT (For 30" machines)
	03-050-181		3B(36) X 63 DP BELT (For 36" to 40" machines)



BELT FOR 30" MACHINES
(03-050-190)

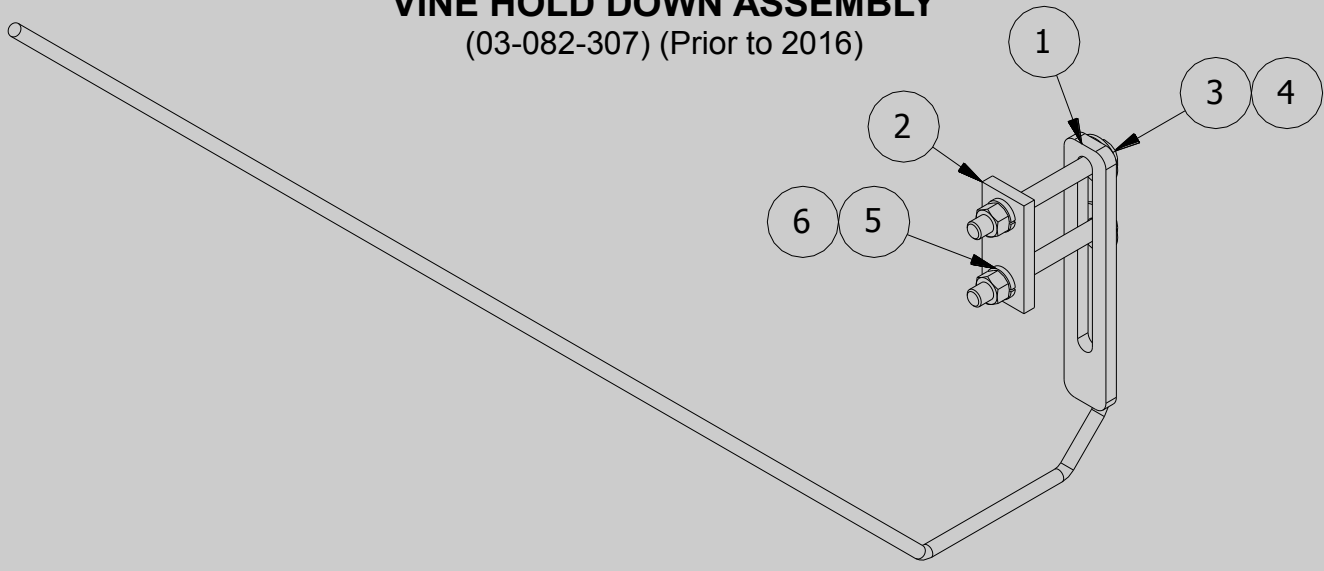
ITEM	PART NO.	SERIAL NO OR YR	DESCRIPTION	QTY
2	03-050-188		BOLT, M6-1.0 X 35	8
3	03-050-187		LOCKNUT, 6MM -1.0	8
4	03-050-175		CLIP, FEMALE CON 40-32	4
5	03-050-183		DOUBLE PIVOT	2
6	03-050-164		DRIVE PIN, 12 X 60 (B-TYPE)	4
7	03-050-191		"A" 15MMX52.38X3B W7 PIN BAR	
8	03-050-192		"B" 15MMX52.38X3B W7 PIN BAR	

BELT FOR 36" TO 40" MACHINES
(03-050-181)

ITEM	PART NO.	SERIAL NO OR YR	DESCRIPTION	QTY
2	03-050-188		BOLT, M6-1.0 X 35	8
3	03-050-187		LOCKNUT, 6MM -1.0	8
4	03-050-175		CLIP, FEMALE CON 40-32	4
5	03-050-183		DOUBLE PIVOT	2
6	03-050-164		DRIVE PIN, 12 X 60 (B-TYPE)	4
7	03-050-171		"A" 15MMX63X3B W8 PIN BAR	
8	03-050-172		"B" 15MMX63X3B W8 PIN BAR	

VINE HOLD DOWN ASSEMBLY

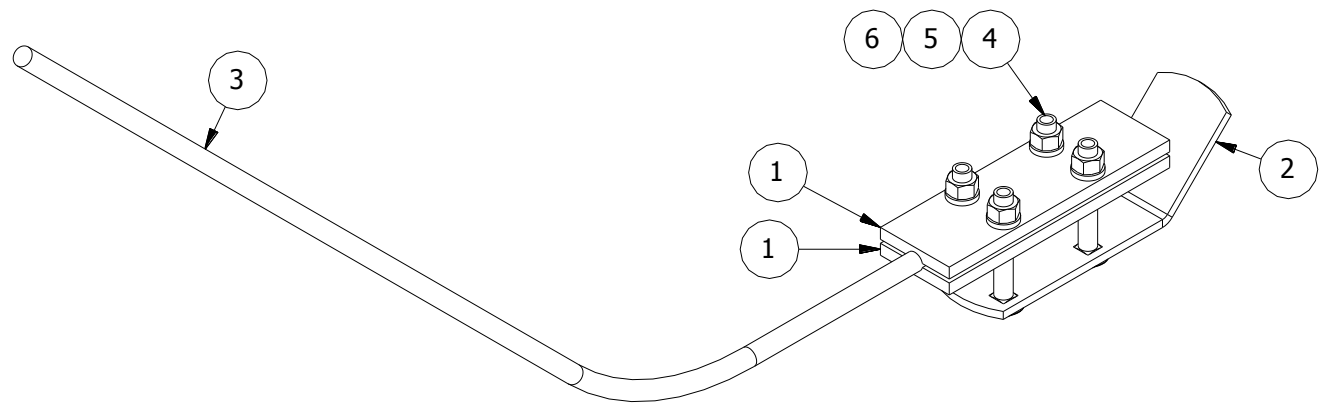
(03-082-307) (Prior to 2016)



ITEM	PART NO	SERIAL NO OR YR	DESCRIPTION	QTY
1	03-070-067		VINE HOLD DOWN	1
2	03-033-035		CAP, VINE ADJUSTMENT PLATE	1
3	48-090860		CAPSCREW, 1/2 X 4 1/2 G5 PLT	2
4	62-010200		FLATWASHER, 1/2 STD PLT	2
5	66-010250		LOCKWASHR, 1/2 REG PLT	2
6	68-010250		HEXNUT, 1/2 PLT	2

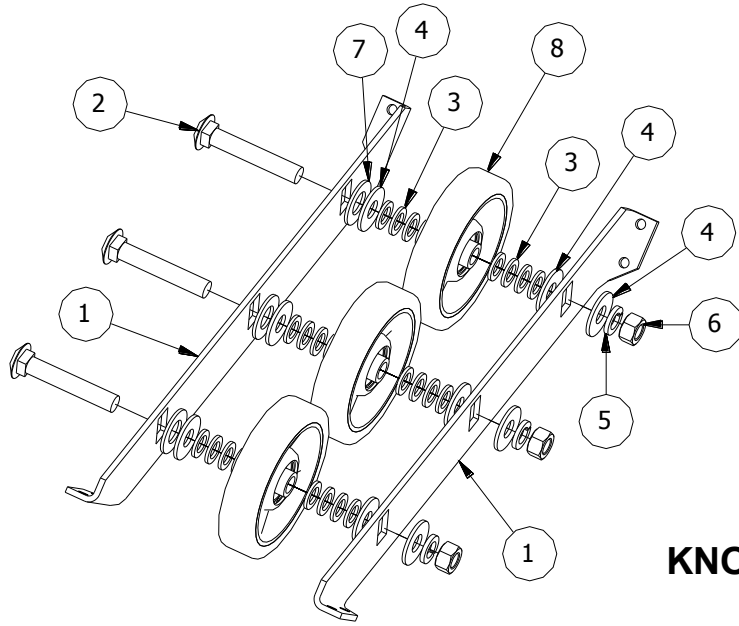
VINE HOLD DOWN ASSEMBLY

(03-082-345) (2016 to Present)

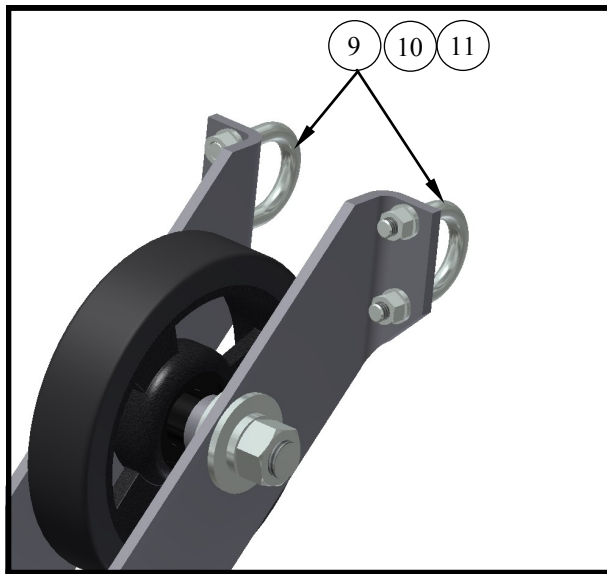
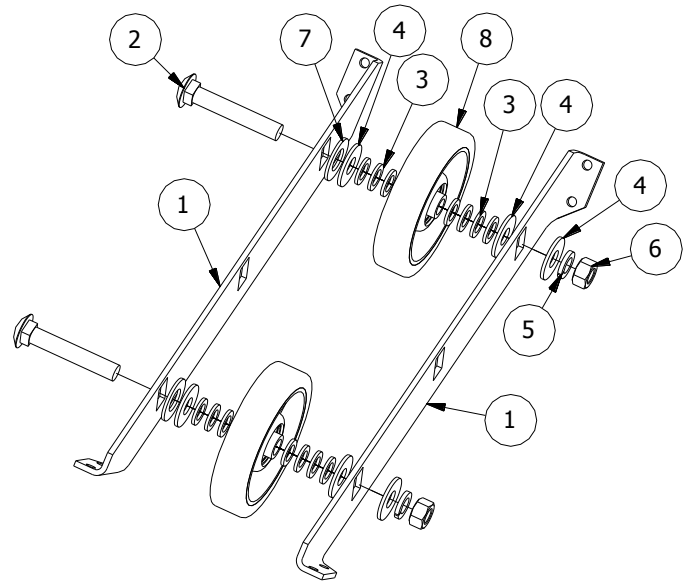


ITEM	PART NO	SERIAL NO OR YR	DESCRIPTION	QTY
1	03-033-107		CLAMP HALF, VINE HOLD DOWN 2016	2
2	03-033-108		SHIELD, VINE HOLD DOWN 2016	1
3	03-026-416		ROD, VINE HOLD DOWN 2016	1
4	52-050275		CARR SCREW, 1/2 X 3 1/2 G5 PLT	4
5	66-010250		LOCKWASHER, 1/2 REG PLT	4
6	68-010250		HEXNUT, 1/2 PLT	4

KNOCKER (3) WHEEL ASSEMBLY (03-081-029)



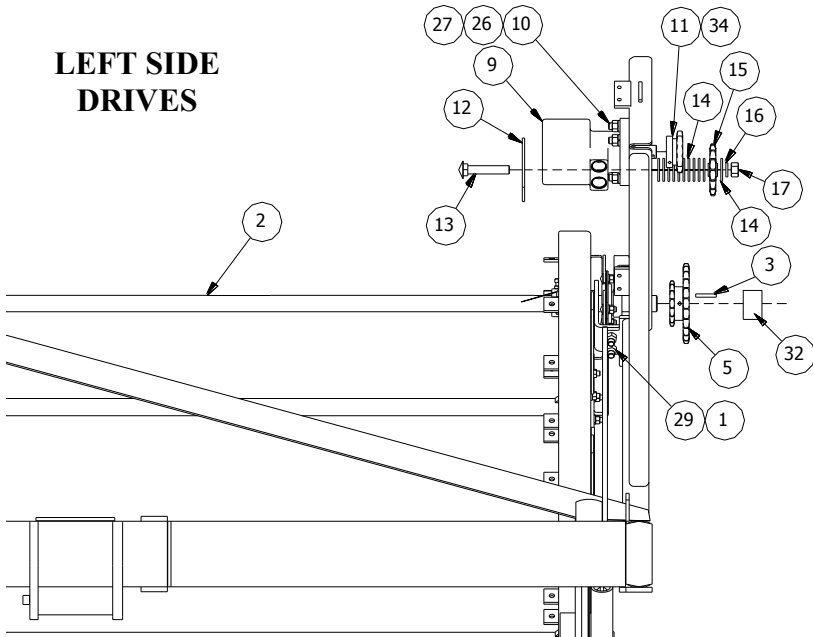
KNOCKER (2) WHEEL ASSEMBLY (03-081-240)



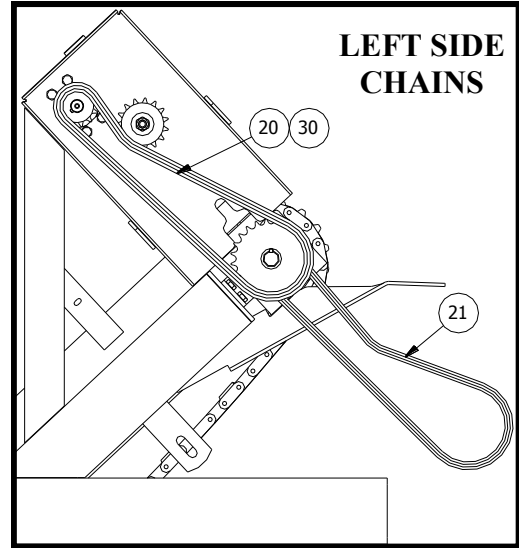
ITEM	PART NO	SERIAL NO OR YR	DESCRIPTION	QTY	
				-029	-240
1	03-023-464		DIRT KNOCKER BRK'T	2	2
2	52-050448		SCREW, 3/4 X 4-1/2 NC CARR GD 5	3	2
3	03-050-028		WASHER, 1-1/4 x 3/4	24	16
4	62-010300		FLATWASHER, 3/4 STD PLT	9	6
5	66-010350		LOCKWASHER, 3/4 PLT	3	2
6	68-010350		HEXNUT, 3/4 PLT	3	2
7	62-020050		FLATWASHER, 1 SAE PLT	3	2
8	03-050-111		WHEEL, 7 X 1 1/2 KNOCKER	3	2
9	03-050-025		U-BOLT, 3/8	4	4
10	66-010150		LOCKWASHER, 3/8 PLT	8	8
11	68-010150		HEX NUT, 3/8 PLT	8	8

4-30 & 4(36-38) ROW CHAIN DRIVES

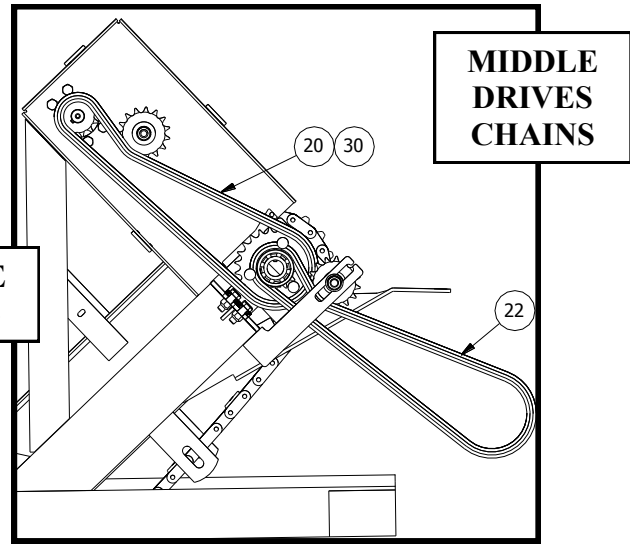
LEFT SIDE DRIVES



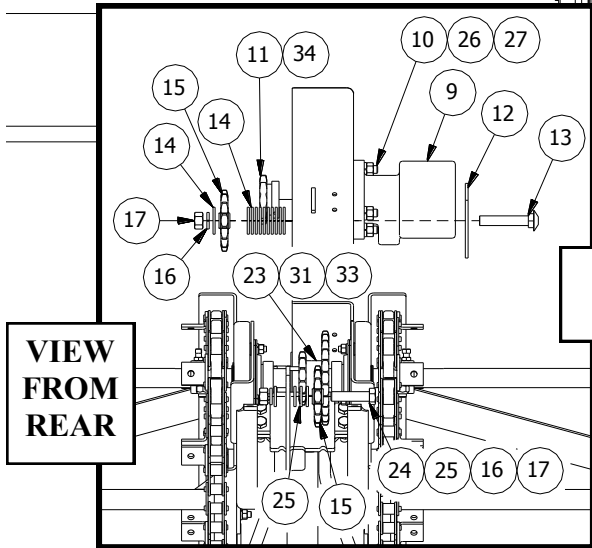
LEFT SIDE CHAINS



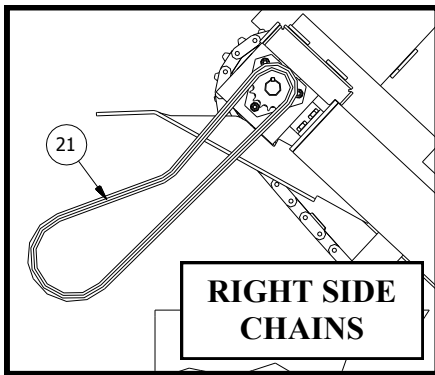
MIDDLE DRIVES CHAINS



MIDDLE DRIVES

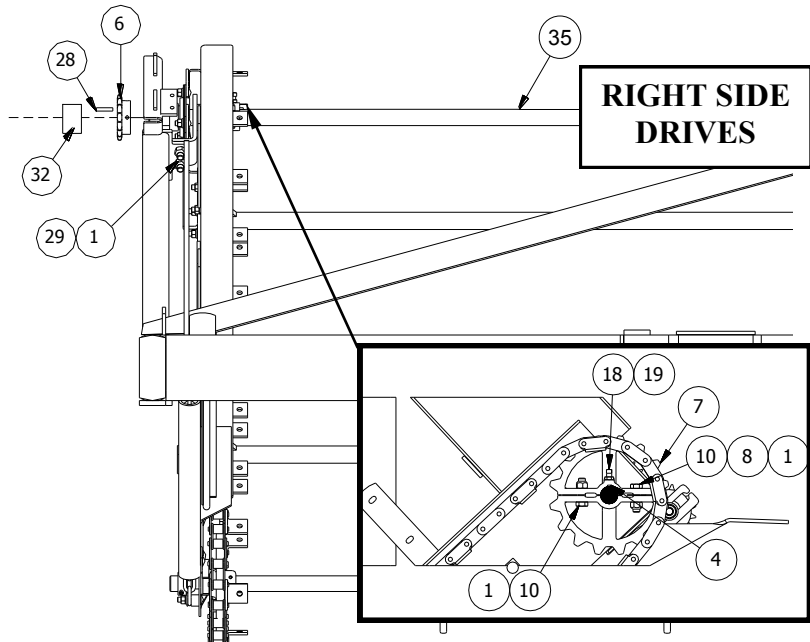


VIEW FROM REAR



RIGHT SIDE CHAINS

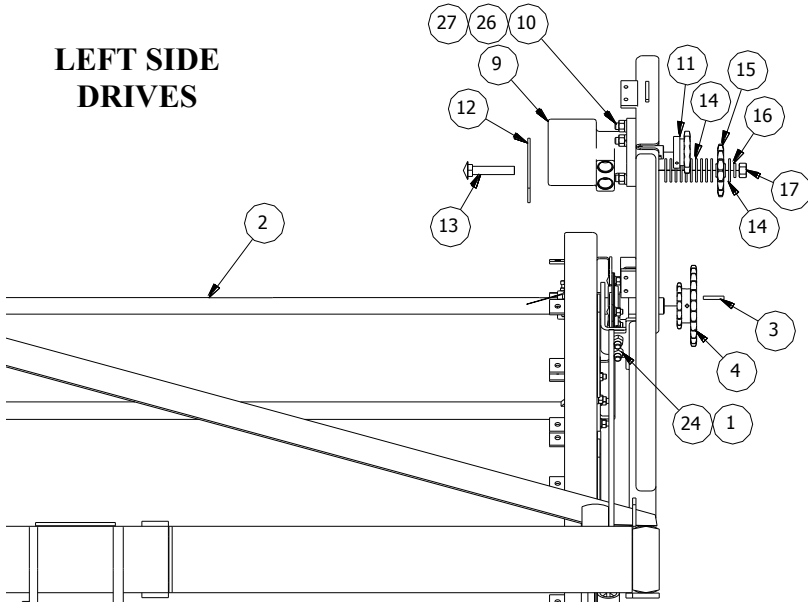
RIGHT SIDE DRIVES



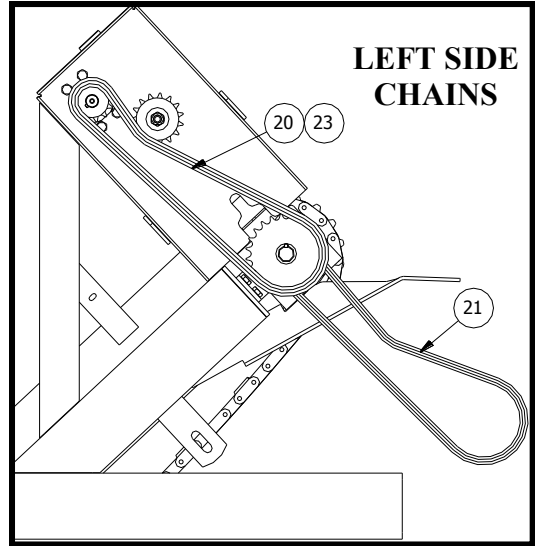
ITEM	PART NO	SERIAL NO OR YR	DESCRIPTION	30"	36" 38"
1	72-010100		LOCKNUT, 1/2 NC STOVER GD B PLT	16	16
2	03-026-362		REAR SHAFT, 30"	2	-
	03-026-363		REAR SHAFT, 4R(36-38)	-	1
3	03-026-042	(-2015)	KEY, 1/4 x 1-9/16"	(2)	(2)
	03-026-410	(2016-)	KEY, 1/4 X 2 1/4	1	1
4	03-026-016		KEY, 1/4 X 2	4	4
5	03-080-946	(-2015)	SPROCKET 50B16 X 60A24-1.25	(1)	(1)
	03-052-103	(2016-)	SPROCKET, D50ATB16-60A24	1	1
6	03-052-083	(-2015)	SPROCKET, 50B16-1.25	(1)	(1)
	03-052-106	(2016-)	SPROCKET, BTL16H-R	1	1
7	03-057-011		SPROCKET (1550B16-1.25)	4	4
8	03-050-098		WASHER 1 3/8 X 17/32 X .042	4	4
9	03-061-062	(-2015)	MOTOR, 12.4 INV. HYD. CW	(2)	(2)
	03-061-087	(2016-)	MOTOR, 14.0 HYD	2	2
10	48-090596		CAPSCREW, 1/2 X 1 3/4 NC G5 PLT	16	16
11	03-052-079	(-2015)	SPROCKET, 60B12H-1 BORE	(2)	(2)
	03-052-108	(2016-)	SPROCKET, 60BTL12H-R	2	2
12	64-027-012		COVER, IDLER SLOT	2	2
13	52-050374		CARRIAGE BOLT, 5/8 X 3-1/2 NC G5	2	2
14	62-010250		FLATWASHER, 5/8 STD PLT	22	22
15	33-052-015		IDLER, #60-15T SPROCKET	3	3
16	66-010300		LOCKWASHER, 5/8 PLT	3	3
17	68-010300		HEXNUT, 5/8 PLT	3	3
18	54-010150		SETSCREW, 3/8 X 7/8 SQ HD CUPPT	4	4
19	70-010051		JAM NUT, 3/8 NC HX PLT	4	4
20	03-052-098		CHAIN, RC-60H 68P	2	2
21	03-052-086		CHAIN, 50-89 PITCHES	2	2
22	03-052-043		CHAIN, #60 72 LINKS	1	1
23	03-052-096	(-2015)	SPROCKET, 60A24-13 1.25 BORE	(1)	(1)
	03-052-104	(2016-)	SPROCKET, D60ATB13-24	1	1
24	48-090984		CAPSCREW, 5/8 X 2 1/2 G5 PLT	1	1
25	04-050-013		FLATWASHER, 5/8 HARDENED	4	4
26	66-010250		LOCKWASHER, 1/2 PLT	8	8
27	68-010250		HEXNUT, 1/2 PLT	8	8
28	03-026-404	(-2015)	KEY, 1/4 X 1	(1)	(1)
	03-026-406	(2016-)	KEY, 1/4 X 1	1	1
29	48-090595		CAPSCREW, 1/2 X 1 1/2	8	8
30	33-052-041		LINK, #60 HEAVY OFFSET	2	2
31	03-026-408		KEY, 1/4 X 1 3/4	1	1
32	03-053-079		1610 BUSHING, 1 1/4 BORE	2	2
33	03-053-078		1210 BUSHING, 1 1/4 BORE	1	1
34	03-053-077		1008 BUSHING, 1 BORE W/KEY	2	2
35	03-026-414	(2016-)	SHAFT, 4R(36-38) REAR RT	-	1

4-40 ROW CHAIN DRIVES

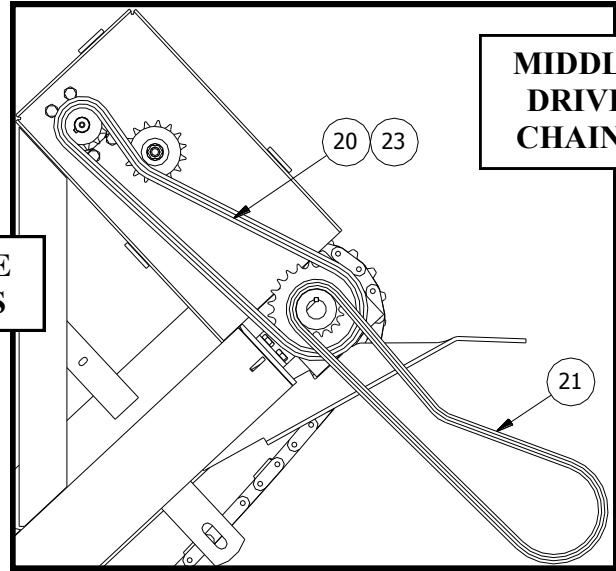
LEFT SIDE DRIVES



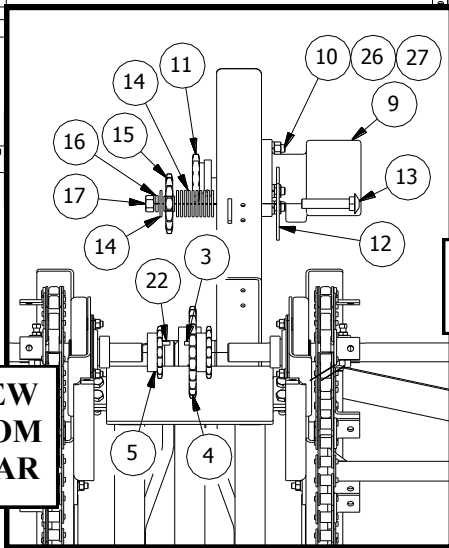
LEFT SIDE CHAINS



MIDDLE DRIVE CHAINS



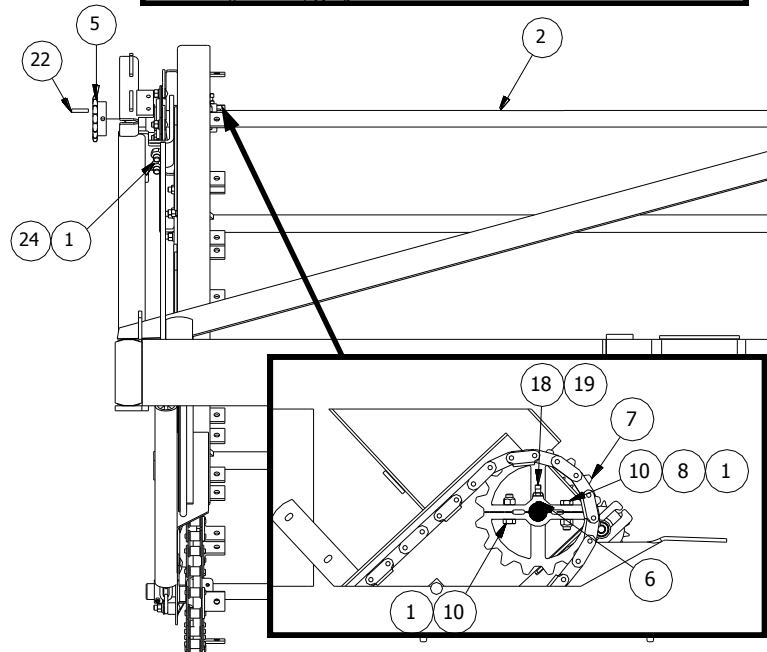
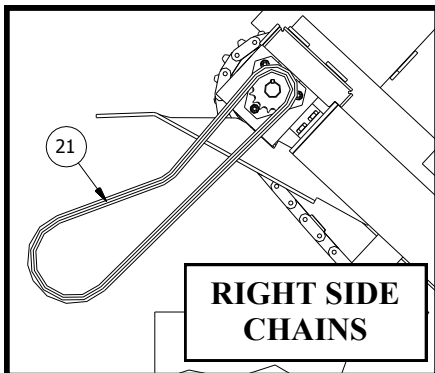
MIDDLE DRIVES



VIEW FROM REAR



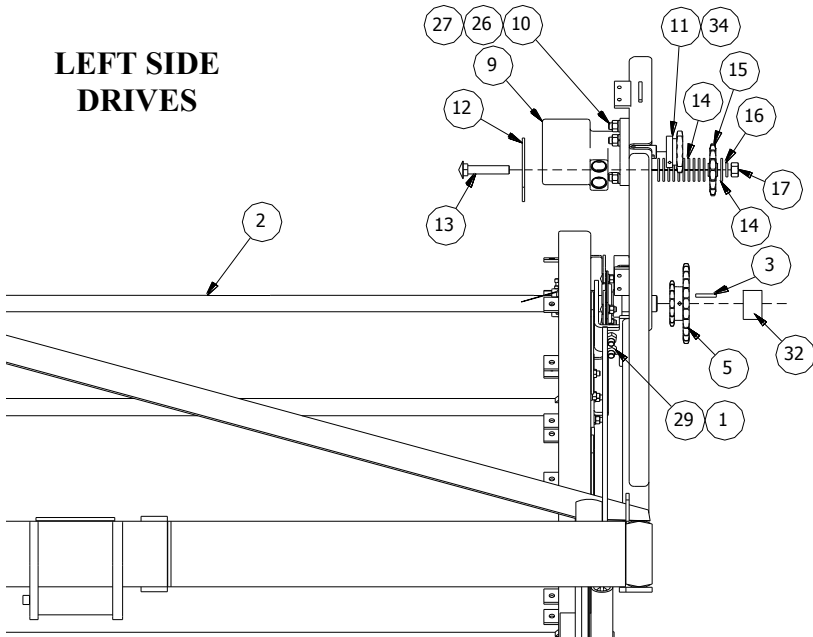
RIGHT SIDE CHAINS



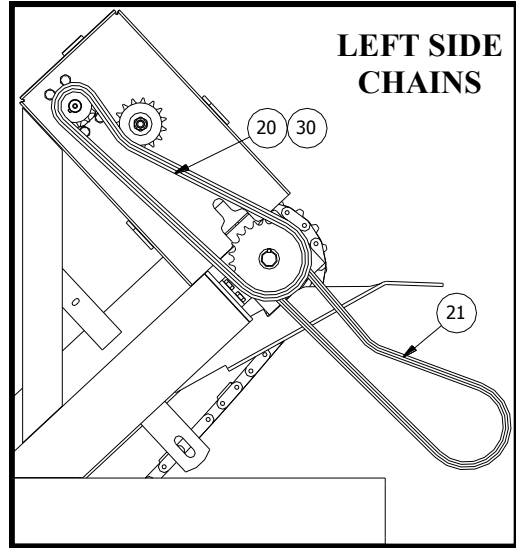
ITEM	PART NO	SERIAL NO OR YR	DESCRIPTION	QTY
1	72-010100		LOCKNUT, 1/2 NC STOVER GD B PLT	16
2	03-026-368		REAR SHAFT, 2R & 40"	2
3	03-026-042		KEY, 1/4 x 1-9/16"	2
4	03-080-946		SPROCKET 50B16 X 60A24-1.25	2
5	03-052-083		SPROCKET, 50B16-1.25	2
6	03-026-016		KEY, 1/4 X 2	4
7	03-057-011		SPROCKET (1550B16-1.25)	4
8	03-050-098		WASHER 1 3/8 X 17/32 X .042	4
9	03-061-062		MOTOR, 12.4 INV. HYD. CW	2
10	48-090596		CAPSCREW, 1/2 X 1 3/4 NC G5 PLT	8
11	03-052-079		SPROCKET, 60B12H-1 BORE	2
12	64-027-012		COVER, IDLER SLOT	2
13	52-050374		CARRIAGE BOLT, 5/8 X 3-1/2 NC G5	2
14	62-010250		FLATWASHER, 5/8 STD PLT	22
15	33-052-015		IDLER, #60-15T SPROCKET	2
16	66-010300		LOCKWASHER, 5/8 PLT	2
17	68-010300		HEXNUT, 5/8 PLT	2
18	54-010150		SETSCREW, 3/8 X 7/8 SQ HD CUPPT	4
19	70-010051		JAM NUT, 3/8 NC HX PLT	4
20	03-052-098		CHAIN, RC-60H 68P	2
21	03-052-086		CHAIN, 50-89 PITCHES	4
22	03-026-404		KEY, 1/4 X 1	2
23	33-052-041		LINK, #60 HEAVY OFFSET	2
24	48-090595		CAPSCREW, 1/2 X 1 1/2 G5 PLT	8

6-30, 6-36 & 6-38 ROW CHAIN DRIVES

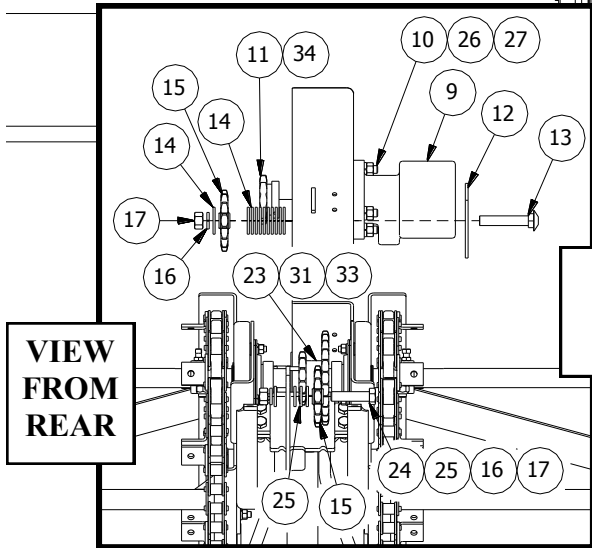
LEFT SIDE DRIVES



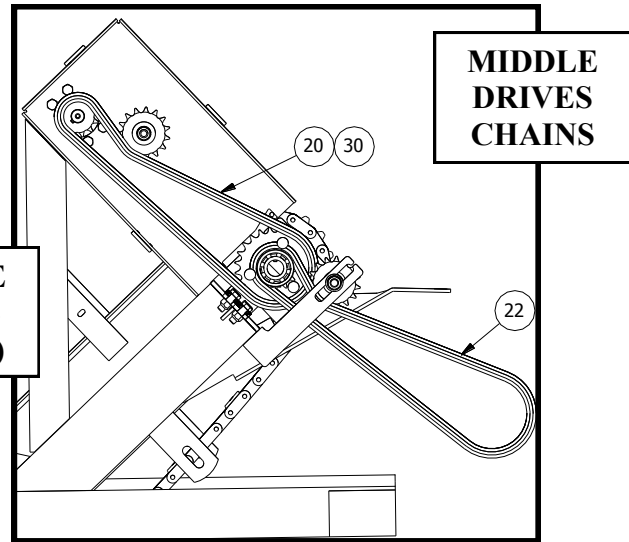
LEFT SIDE CHAINS



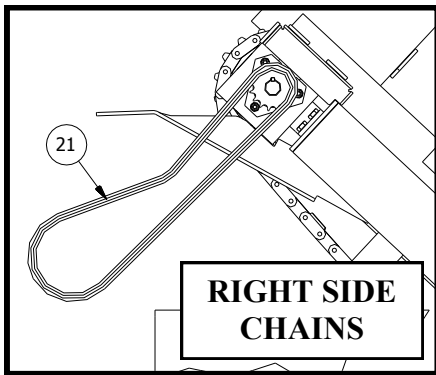
VIEW FROM REAR



MIDDLE DRIVES (2 places)

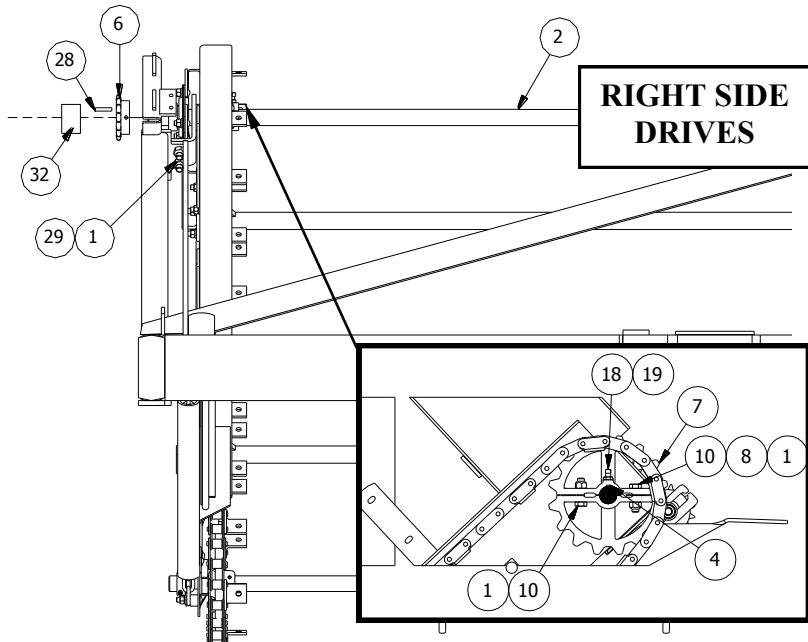


MIDDLE DRIVES CHAINS



RIGHT SIDE CHAINS

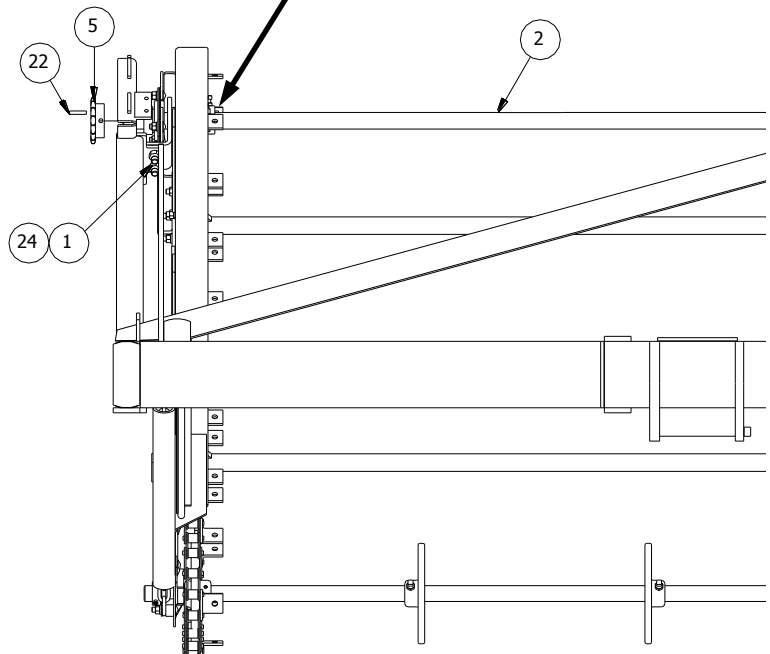
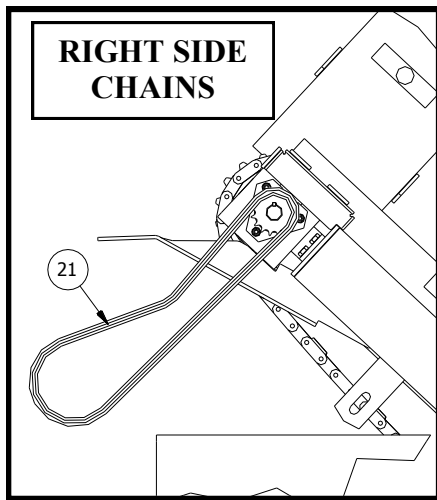
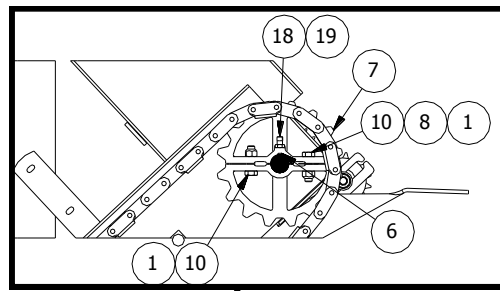
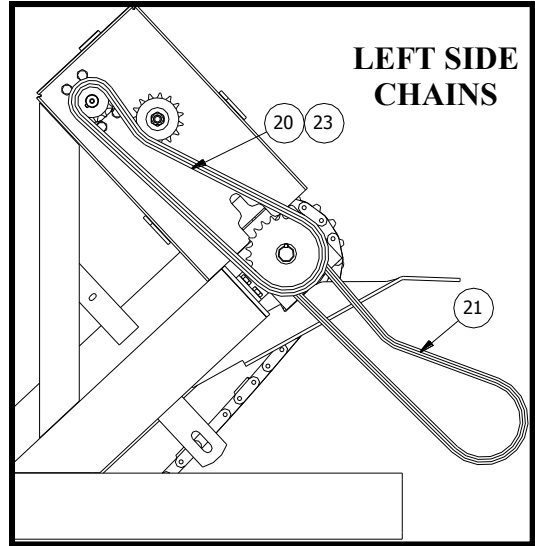
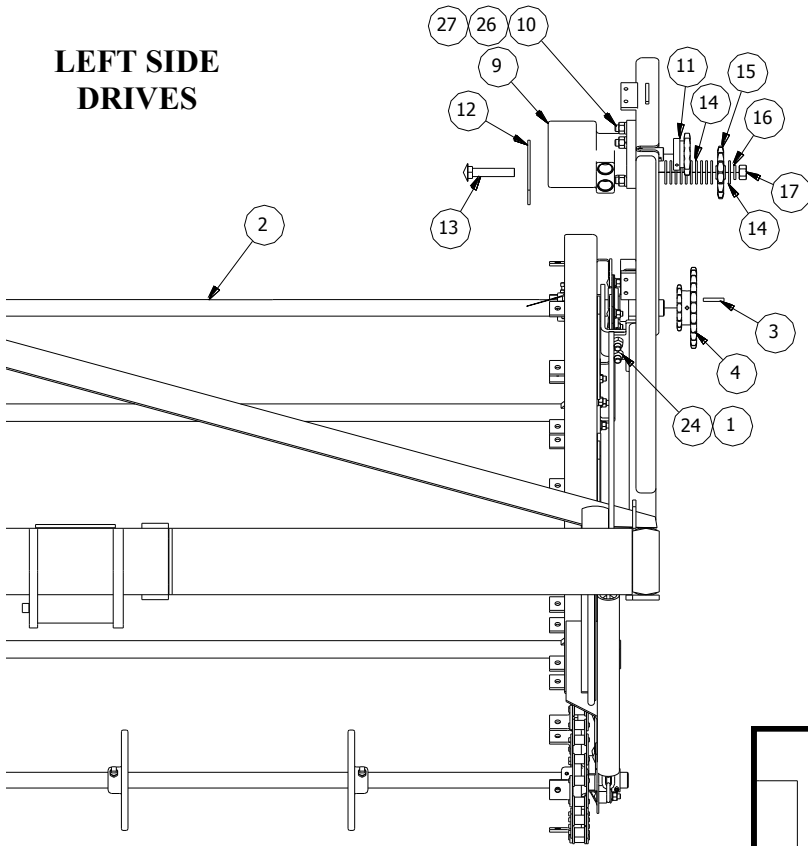
RIGHT SIDE DRIVES

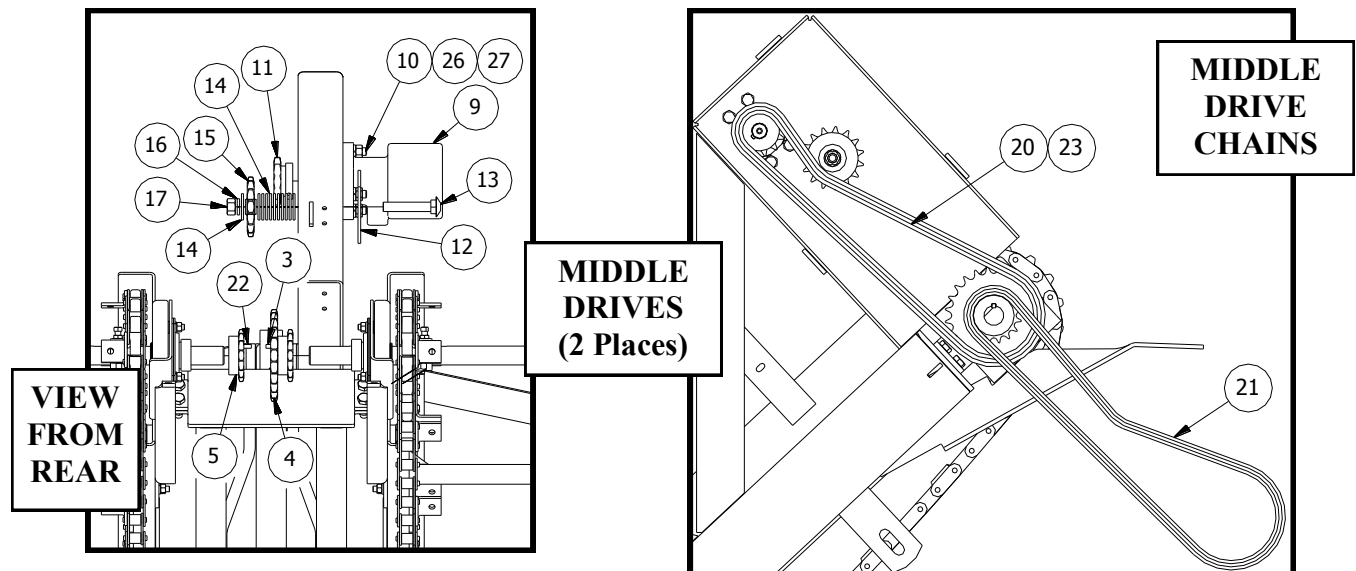


ITEM	PART NO	SERIAL NO OR YR	DESCRIPTION	30"	36"	38"
1	72-010100		LOCKNUT, 1/2 NC STOVER GD B P	24	12	12
2	03-026-362		REAR SHAFT, 30	3	-	-
	03-026-364		REAR SHAFT, 36" LT	-	1	-
	03-026-365		REAR SHAFT, 36" CTR	-	1	-
	03-026-366		REAR SHAFT, 36" RT	-	1	-
	03-026-367		REAR SHAFT, 38"	-	-	3
3	03-026-042	(-2015)	KEY, 1/4 x 1-9/16"	(1)	(1)	(1)
	03-026-411	(2016-)	KEY, 1/4 X 2 1/2"	1	-	-
	03-026-407	(2016-)	KEY, 1/4 X 1 1/2"	-	1	-
	03-026-412	(2016-)	KEY, 1/4 X 3"	-	-	1
4	03-026-016		KEY, 1/4 X 2	6	6	6
5	03-080-946	(-2015)	SPROCKET 50B16 X 60A24-1.25	(1)	(1)	(1)
	03-052-103	(2016-)	SPROCKET, D50ATB16-60A24	1	1	1
6	03-052-083	(-2015)	SPROCKET, 50B16-1.25	(1)	(1)	(1)
	03-052-106	(2016-)	SPROCKET, BTL16H-R	1	1	1
7	03-057-011		SPROCKET (1550B16-1.25)	6	6	6
8	03-050-098		WASHER 1 3/8 X 17/32 X .042	6	6	6
9	03-061-062	(-2015)	MOTOR, 12.4 INV. HYD. CW	3	3	3
	03-061-087	(2016-)	MOTOR, 14.0 HYD			
10	48-090596		CAPSCREW, 1/2 X 1 3/4 NC G5 PLT	24	24	24
11	03-052-079	(-2015)	SPROCKET, 60B12H-1 BORE	(3)	(3)	(3)
	03-052-108	(2016-)	SPROCKET, 60BTL12H-R	3	3	3
12	64-027-012		COVER, IDLER SLOT	3	3	3
13	52-050374		CARRIAGE BOLT, 5/8 X 3-1/2 G5	3	3	3
14	62-010250		FLATWASHER, 5/8 STD PLT	33	33	33
15	33-052-015		IDLER, #60-15T SPROCKET	5	5	5
16	66-010300		LOCKWASHER, 5/8 PLT	5	5	5
17	68-010300		HEXNUT, 5/8 PLT	5	5	5
18	54-010150		SETSCREW, 3/8 X 7/8 SQ HD	6	6	6
19	70-010051		JAM NUT, 3/8 NC HX PLT	6	6	6
20	03-052-098		CHAIN, RC-60H 68P	3	3	3
21	03-052-086		CHAIN, 50-89 PITCHES	2	2	2
22	03-052-043		CHAIN, #60 72 LINKS	2	2	2
23	03-052-096	(-2015)	SPROCKET, 60A24-13 1.25 BORE	(2)	(2)	(2)
	03-052-104	(2016-)	SPROCKET, D60ATB13-24	2	2	2
24	48-090984		CAPSCREW, 5/8 X 2 1/2 G5 PLT	2	2	2
25	04-050-013		FLATWASHER, 5/8 HARDENED	8	8	8
26	66-010250		LOCKWASHER, 1/2 PLT	12	12	12
27	68-010250		HEXNUT, 1/2 PLT	12	12	12
28	03-026-404	(-2015)	KEY, 1/4 X 1	(1)	(1)	(1)
	03-026-408	(2016-)	KEY, 1/4 X 1 3/4"	-	-	1
	03-026-406	(2016-)	KEY, 1/4 X 1	1	1	-
29	48-090595		CAPSCREW, 1/2 X 1 1/2 G5 PLT	12	12	12
30	33-052-041		LINK, #60 HEAVY OFFSET	3	3	3
31	03-026-408	(2016-)	KEY, 1/4 X 1 3/4"	1	-	-
	03-026-411	(2016-)	KEY, 1/4 X 2 1/2"	1	-	-
	03-026-409	(2016-)	KEY, 1/4 X 2	-	2	-
	03-026-412	(2016-)	KEY, 1/4 X 3	-	-	2
32	03-053-079	(2016-)	1610 BUSHING, 1 1/4" BORE	2	2	2
33	03-053-078	(2016-)	1210 BUSHING, 1 1/4" BORE	2	2	2
34	03-053-077	(2016-)	1008 BUSHING, 1" BORE W/KEY	3	3	3

6-40 ROW CHAIN DRIVES

LEFT SIDE DRIVES

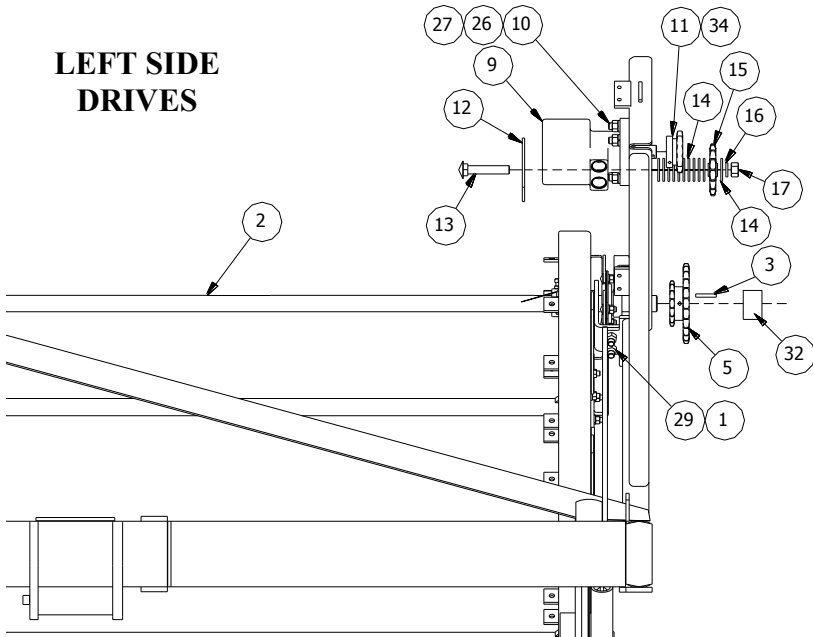




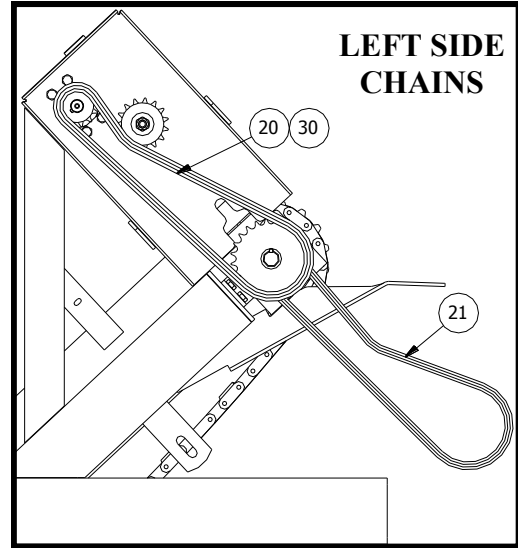
ITEM	PART NO	SERIAL NO OR YR	DESCRIPTION	QTY
1	72-010100		LOCKNUT, 1/2 NC STOVER GD B PLT	16
2	03-026-368		REAR SHAFT, 2R & 40"	3
3	03-026-042		KEY, 1/4 x 1-9/16"	3
4	03-080-946		SPROCKET 50B16 X 60A24-1.25	3
5	03-052-083		SPROCKET, 50B16-1.25	3
6	03-026-016		KEY, 1/4 X 2	6
7	03-057-011		SPROCKET (1550B16-1.25)	6
8	03-050-098		WASHER 1 3/8 X 17/32 X .042	6
9	03-061-062		MOTOR, 12.4 INV. HYD. CW	3
10	48-090596		CAPSCREW, 1/2 X 1 3/4 NC G5 PLT	24
11	03-052-079		SPROCKET, 60B12H-1 BORE	3
12	64-027-012		COVER, IDLER SLOT	3
13	52-050374		CARRIAGE BOLT, 5/8 X 3-1/2 NC G5	3
14	62-010250		FLATWASHER, 5/8 STD PLT	33
15	33-052-015		IDLER, #60-15T SPROCKET	3
16	66-010300		LOCKWASHER, 5/8 PLT	3
17	68-010300		HEXNUT, 5/8 PLT	3
18	54-010150		SETSCREW, 3/8 X 7/8 SQ HD CUPPT	6
19	70-010051		JAM NUT, 3/8 NC HX PLT	6
20	03-052-098		CHAIN, RC-60H 68P	3
21	03-052-086		CHAIN, 50-89 PITCHES	6
22	03-026-404		KEY, 1/4 X 1	3
23	33-052-041		LINK, #60 HEAVEY OFFSET	3
24	48-090595		CAPSCREW, 1/2 X 1 1/2 G5 PLT	12

8-30, 8-36 & 8-38 ROW CHAIN DRIVES

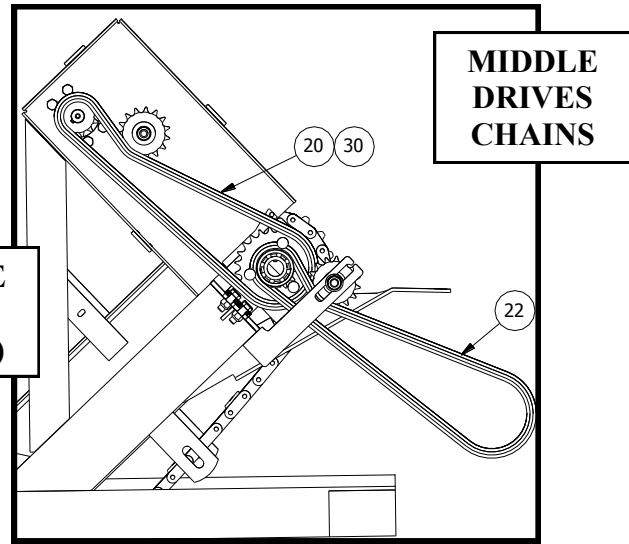
LEFT SIDE DRIVES



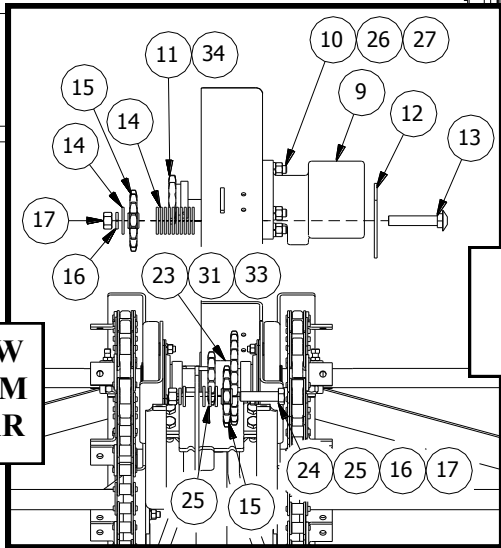
LEFT SIDE CHAINS



MIDDLE DRIVES CHAINS

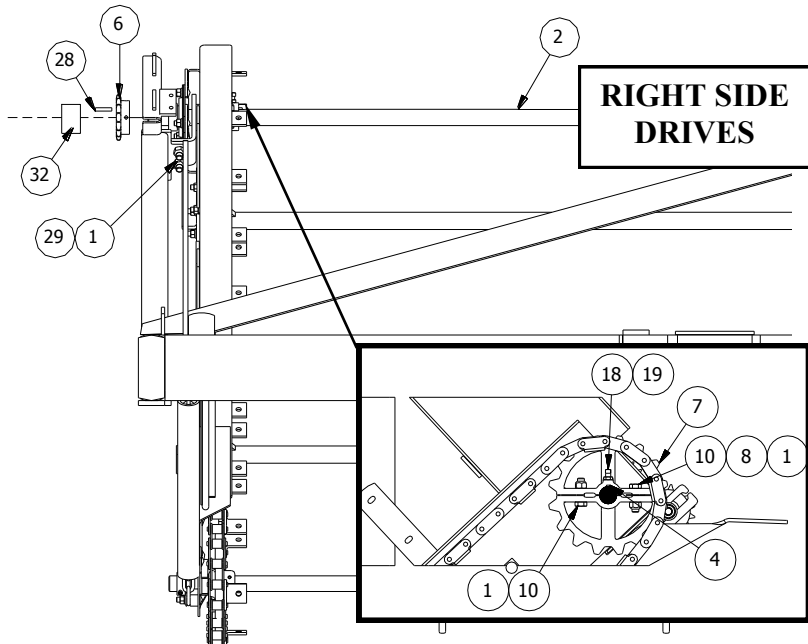


VIEW FROM REAR

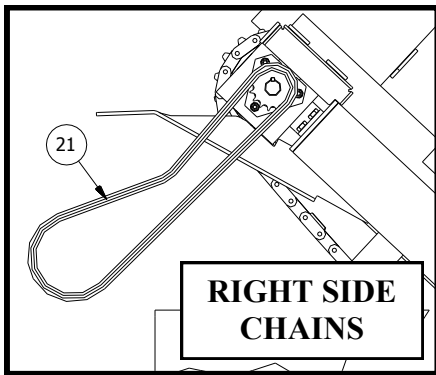


MIDDLE DRIVES (3 places)

RIGHT SIDE DRIVES



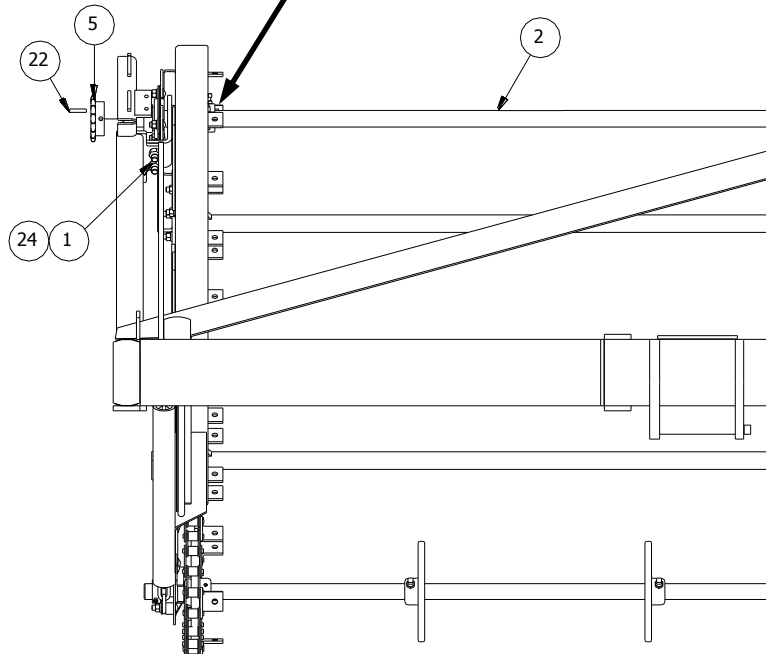
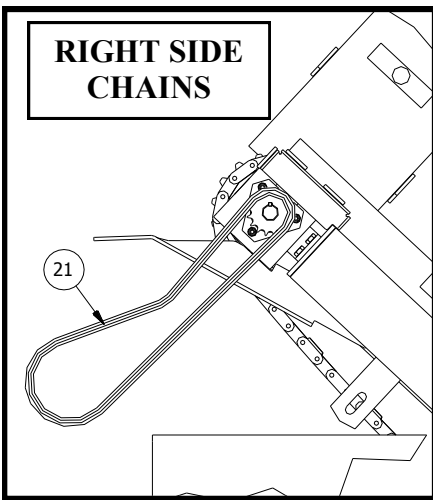
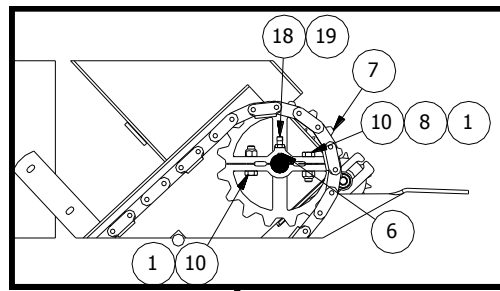
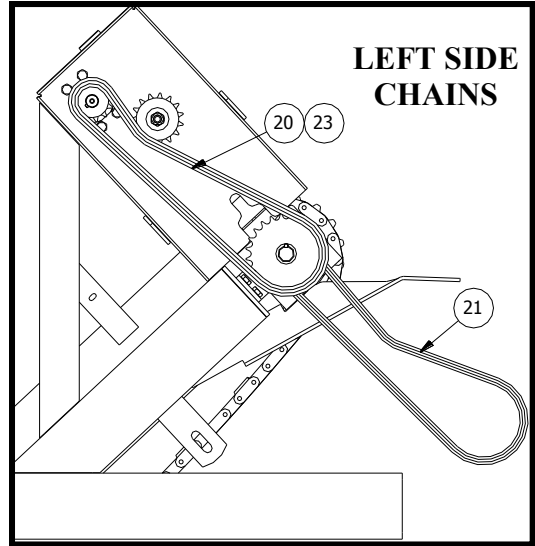
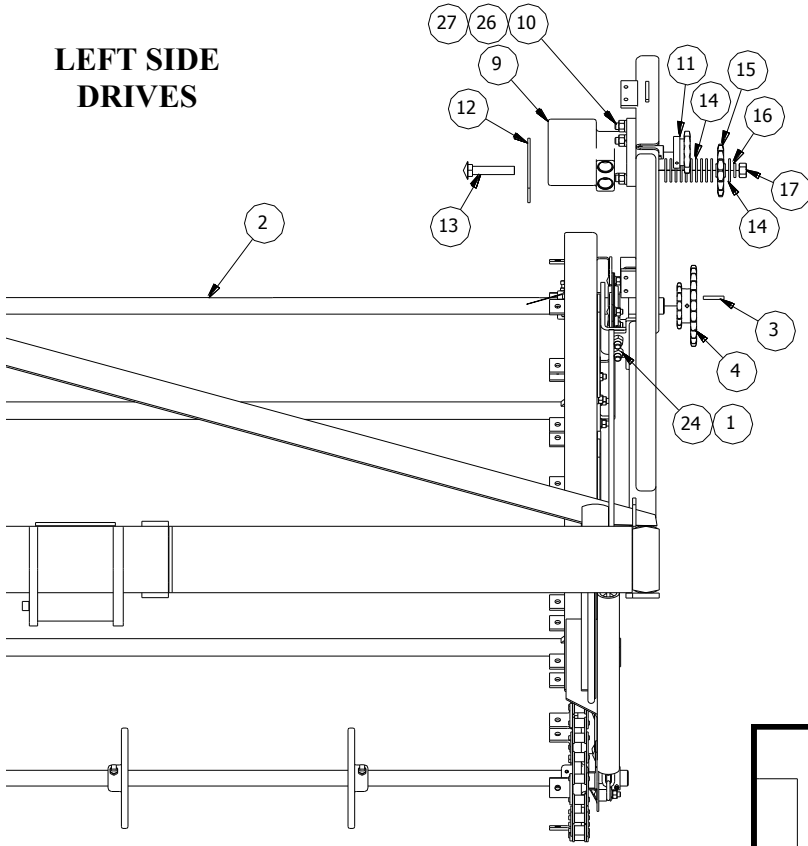
RIGHT SIDE CHAINS

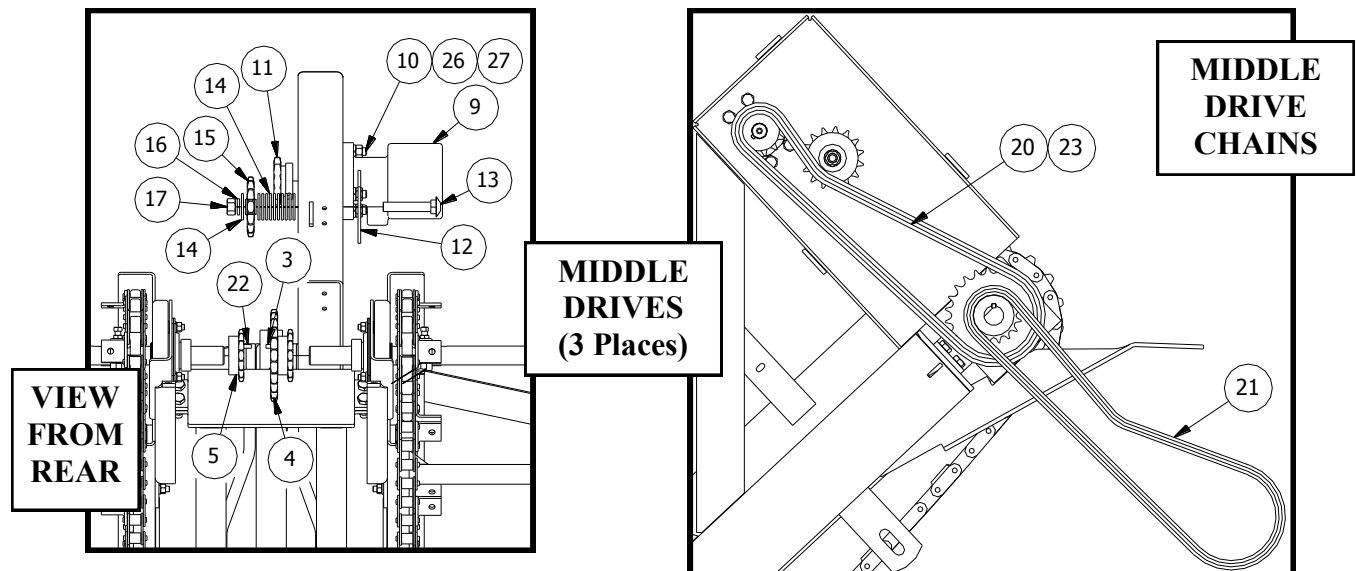


ITEM	PART NO	SERIAL NO OR YR	DESCRIPTION	30"	36"	38"
1	72-010100		LOCKNUT, 1/2 NC STOVER GD B P	32	32	32
2	03-026-362		REAR SHAFT, 30	4	-	-
	03-026-364		REAR SHAFT, 36" LT	-	1	-
	03-026-365		REAR SHAFT, 36" CTR	-	2	-
	03-026-366		REAR SHAFT, 36" RT	-	1	-
	03-026-367		REAR SHAFT, 38"	-	-	4
3	03-026-042	(-2015)	KEY, 1/4 x 1-9/16"	(1)	1	1
	03-026-411	(2016-)	KEY, 1/4 x 2 1/2"	1		
4	03-026-016		KEY, 1/4 X 2	8	11	11
5	03-080-946	(-2015)	SPROCKET 50B16 X 60A24-1.25	(1)	1	1
	03-052-103	(2016-)	SPROCKET D50ATB16-60A24	1		
6	03-052-083	(-2015)	SPROCKET, 50B16-1.25	(1)	1	1
	03-052-106	(2016-)	SPROCKET, BTL16H-R	1		
7	03-057-011		SPROCKET (1550B16-1.25)	8	8	8
8	03-050-098		WASHER 1 3/8 X 17/32 X .042	8	8	8
9	03-061-062	(-2015)	MOTOR, 12.4 INV. HYD. CW	(4)	4	4
	03-061-087	(2016-)	MOTOR, 14.0 HYD	4		
10	48-090596		CAPSCREW, 1/2 X 1 3/4 NC G5 PLT	32	32	32
11	03-052-079	(-2015)	SPROCKET, 60B12H-1 BORE	(4)	4	4
	03-052-108	(2016-)	SPROCKET, 60BTL12H-R	4		
12	64-027-012		COVER, IDLER SLOT	4	4	4
13	52-050374		CARRIAGE BOLT, 5/8 X 3-1/2 G5	4	4	4
14	62-010250		FLATWASHER, 5/8 STD PLT	44	44	44
15	33-052-015		IDLER, #60-15T SPROCKET	7	7	7
16	66-010300		LOCKWASHER, 5/8 PLT	7	7	7
17	68-010300		HEXNUT, 5/8 PLT	7	7	7
18	54-010150		SETSCREW, 3/8 X 7/8 SQ HD	8	8	8
19	70-010051		JAM NUT, 3/8 NC HX PLT	8	8	8
20	03-052-098		CHAIN, RC-60H 68P	4	4	4
21	03-052-086		CHAIN, 50-89 PITCHES	2	2	2
22	03-052-043		CHAIN, #60 72 LINKS	3	3	3
23	03-052-096	(-2015)	SPROCKET, 60A24-13 1.25 BORE	(3)	3	3
	03-052-104	(2016-)	SPROCKET, D60ATB13-24	3		
24	48-090984		CAPSCREW, 5/8 X 2 1/2 G5 PLT	3	3	3
25	04-050-013		FLATWASHER, 5/8 HARDENED	12	12	12
26	66-010250		LOCKWASHER, 1/2 PLT	16	16	16
27	68-010250		HEXNUT, 1/2 PLT	16	16	16
28	03-026-404	(-2015)	KEY, 1/4 X 1	(1)	1	1
	03-026-406	(2016-)	KEY, 1/4 X 1	1		
29	48-090595		CAPSCREW, 1/2 X 1 1/2 G5 PLT	16	16	16
30	33-052-041		LINK, #60 HEAVY OFFSET	4	4	4
31	03-026-408		KEY, 1/4 X 1 3/4	1	-	-
	03-026-411		KEY, 1/4 X 2 1/2	2	-	-
32	03-052-079	(2016-)	1610 BUSHING, 1 1/4	1		
33	03-053-078	(2016-)	1210 BUSHING, 1 1/4" BORE	3		
34	03-053-077	(2016-)	1008 BUSHING, 1" BORE W/KEY	4		

8-40 ROW CHAIN DRIVES

LEFT SIDE DRIVES

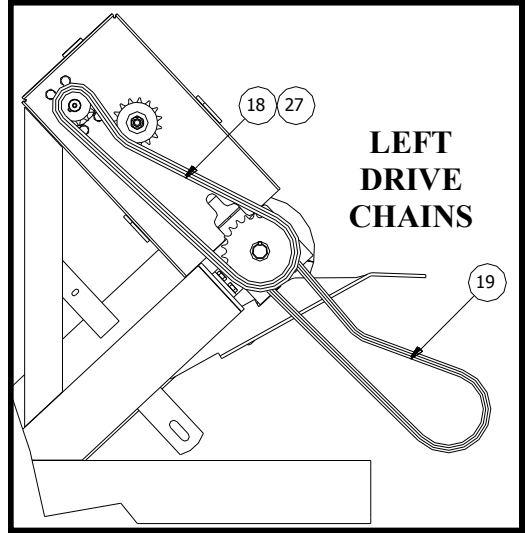
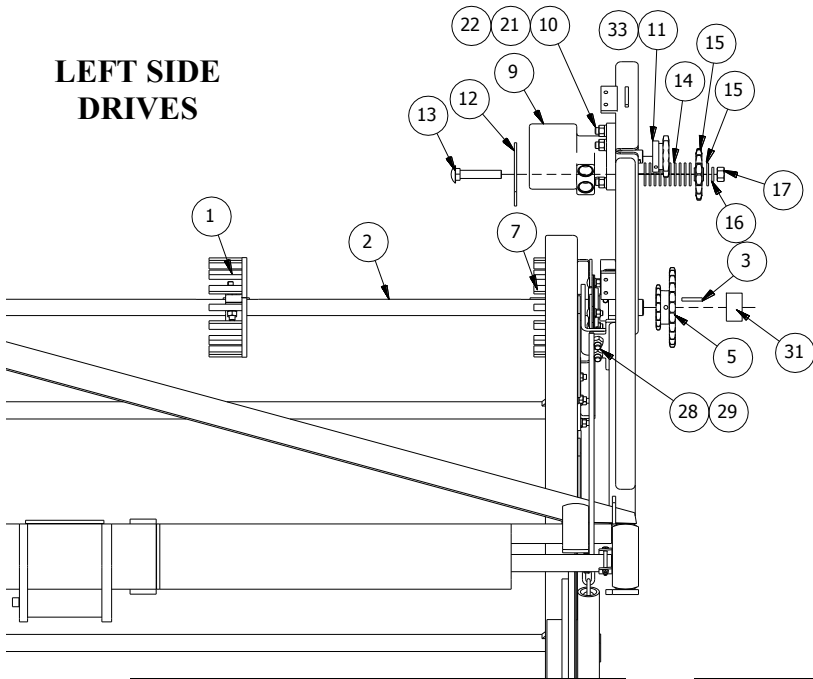




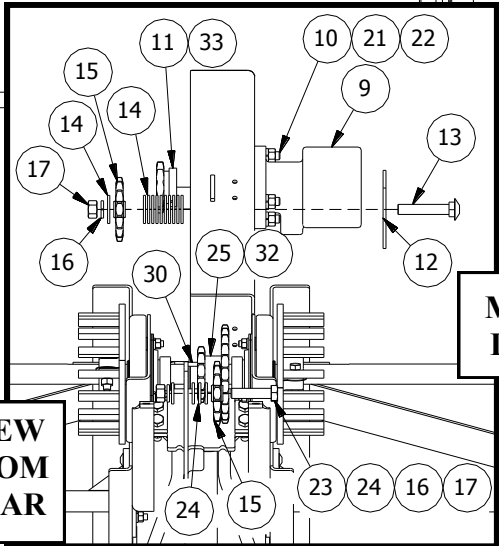
ITEM	PART NO	SERIAL NO OR YR	DESCRIPTION	QTY
1	72-010100		LOCKNUT, 1/2 NC STOVER GD B PLT	32
2	03-026-368		REAR SHAFT, 2R & 40"	4
3	03-026-042		KEY, 1/4 x 1-9/16"	4
4	03-080-946		SPROCKET 50B16 X 60A24-1.25	4
5	03-052-083		SPROCKET, 50B16-1.25	4
6	03-026-016		KEY, 1/4 X 2	8
7	03-057-011		SPROCKET (1550B16-1.25)	8
8	03-050-098		WASHER 1 3/8 X 17/32 X .042	8
9	03-061-062		MOTOR, 12.4 INV. HYD. CW	4
10	48-090596		CAPSCREW, 1/2 X 1 3/4 NC G5 PLT	32
11	03-052-079		SPROCKET, 60B12H-1 BORE	4
12	64-027-012		COVER, IDLER SLOT	4
13	52-050374		CARRIAGE BOLT, 5/8 X 3-1/2 NC G5	4
14	62-010250		FLATWASHER, 5/8 STD PLT	44
15	33-052-015		IDLER, #60-15T SPROCKET	4
16	66-010300		LOCKWASHER, 5/8 PLT	4
17	68-010300		HEXNUT, 5/8 PLT	4
18	54-010150		SETSCREW, 3/8 X 7/8 SQ HD CUPPT	8
19	70-010051		JAM NUT, 3/8 NC HX PLT	8
20	03-052-098		CHAIN, RC-60H 68P	4
21	03-052-086		CHAIN, 50-89 PITCHES	8
22	03-026-404		KEY, 1/4 X 1	4
23	33-052-041		LINK, #60 HEAVY OFFSET	4
24	48-090595		CAPSCREW, 1/2 X 1 1/2 G5 PLT	16

4-30 & 4(36-38) ROW BELT DRIVES

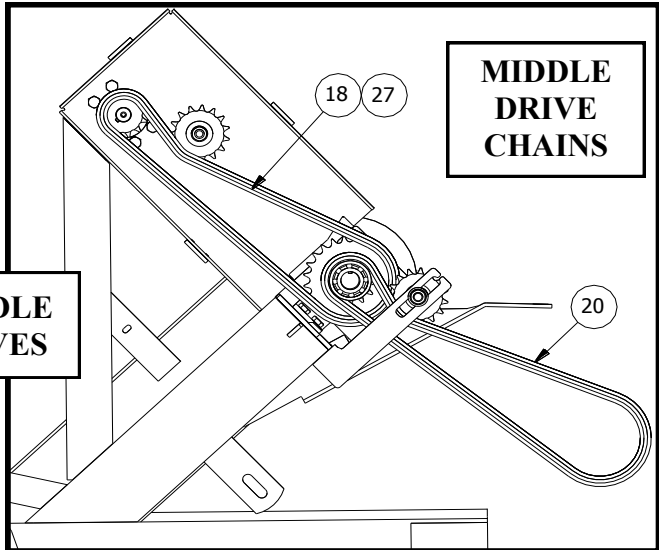
LEFT SIDE DRIVES



LEFT DRIVE CHAINS

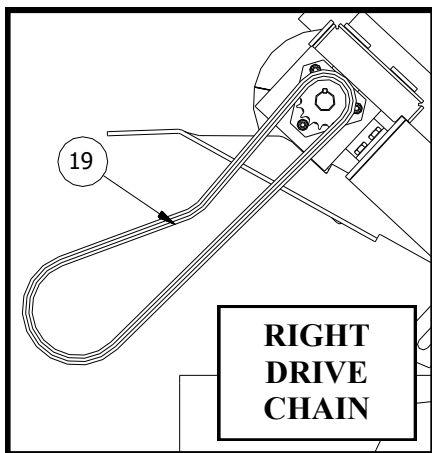


MIDDLE DRIVES



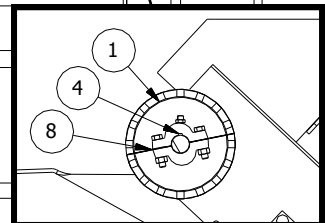
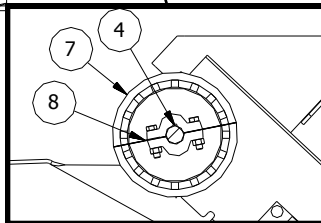
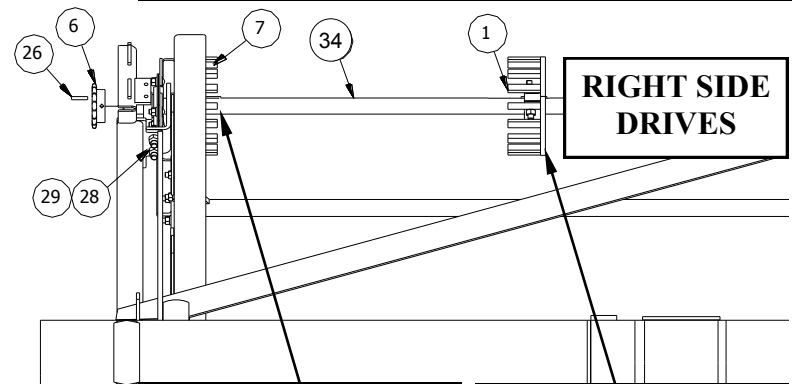
MIDDLE DRIVE CHAINS

VIEW FROM REAR



RIGHT DRIVE CHAIN

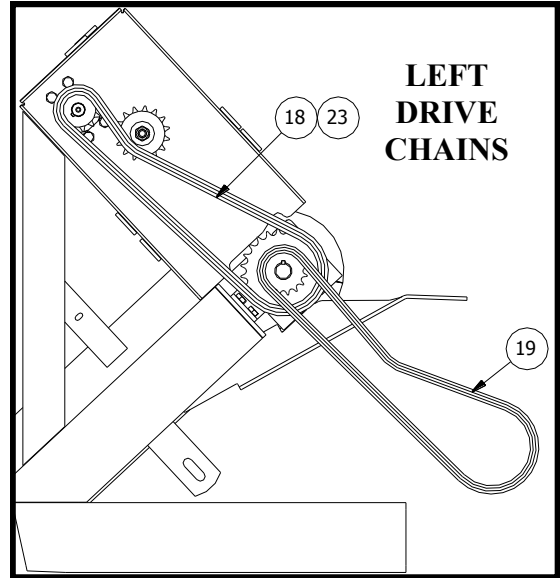
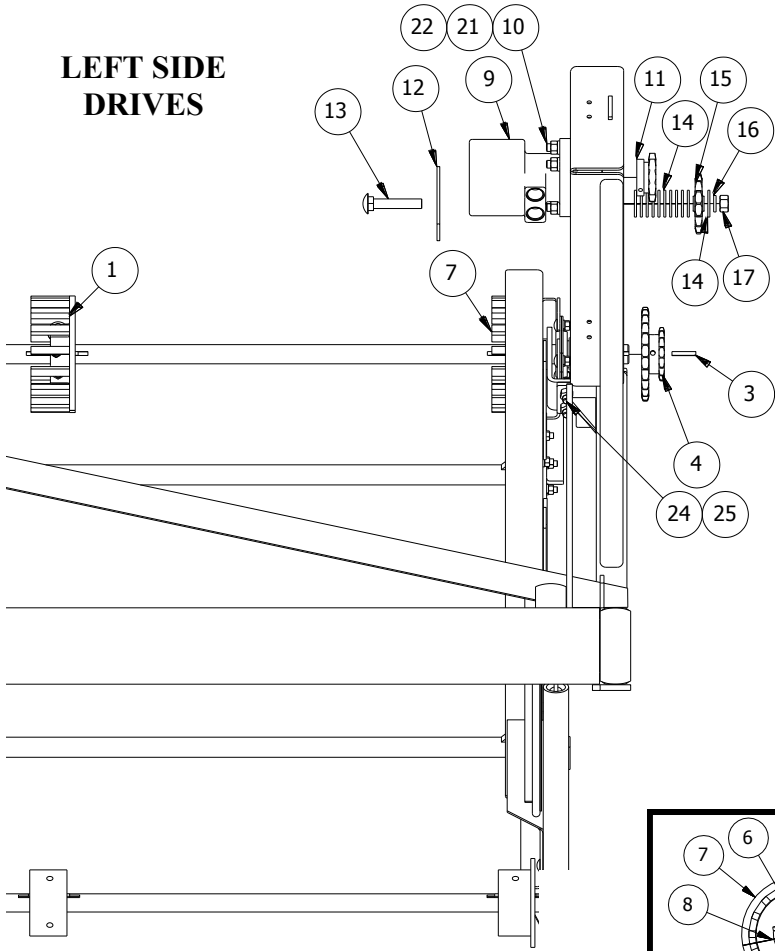
RIGHT SIDE DRIVES



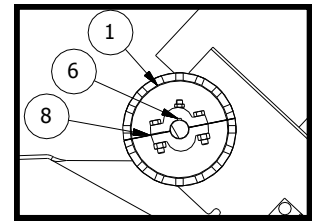
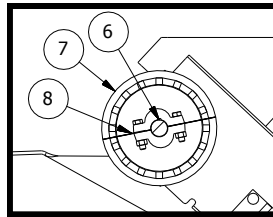
ITEM	PART NO	SERIAL NO OR YR	DESCRIPTION	QTY	
				30"	36" 38"
1	03-053-060		SPROCKET, SPLIT W/O FLG 2008	2	2
2	03-026-362		REAR SHAFT, 30"	2	-
	03-026-363		REAR SHAFT, 4R(36-38)	-	1
3	03-026-042	(-2015)	KEY, 1/4 x 1-9/16"	(2)	(2)
	03-026-410	(2016-)	KEY, 1/4 X 2 1/4	1	1
4	03-026-016		KEY, 1/4 X 2	6	6
5	03-080-946	(-2015)	SPROCKET 50B16 X 60A24-1.25	(1)	(1)
	03-052-103	(2016-)	SPROCKET, D50ATB16-60A24	1	1
6	03-052-083	(-2015)	SPROCKET, 50B16-1.25	(1)	(1)
	03-052-106	(2016-)	SPROCKET, BTL16H-R	1	1
7	03-053-061		SPROCKET, SPLIT FLANGE 2008	4	4
8	03-050-098		WASHER 1 3/8 X 17/32 X .042	6	6
9	03-061-062	(-2015)	MOTOR, 12.4 INV. HYD. CW	(2)	(2)
	03-061-087	(2016-)	MOTOR, 14.0 HYD	2	2
10	48-090596		CAPSCREW, 1/2 X 1 3/4 NC G5 PLT	8	8
11	03-052-079	(-2015)	SPROCKET, 60B12H-1 BORE	(2)	(2)
	03-052-108	(2016-)	SPROCKET, 60BTL12H-R	2	2
12	64-027-012		COVER, IDLER SLOT	2	2
13	52-050374		CARRIAGE BOLT, 5/8 X 3-1/2 NC G5	2	2
14	62-010250		FLATWASHER, 5/8 STD PLT	22	22
15	33-052-015		IDLER, #60-15T SPROCKET	3	3
16	66-010300		LOCKWASHER, 5/8 PLT	3	3
17	68-010300		HEXNUT, 5/8 PLT	3	3
18	03-052-098		CHAIN, RC-60H 68P	2	2
19	03-052-086		CHAIN, 50-89 PITCHES	2	2
20	03-052-043		CHAIN, #60 72 LINKS	1	1
21	66-010250		LOCKWASHER, 1/2 PLT	8	8
22	68-010250		HEXNUT, 1/2 PLT	8	8
23	48-090984		CAPSCREW, 5/8 X 2 1/2 G5 PLT	1	1
24	04-050-013		FLATWASHER, 5/8 HARDENED	4	4
25	03-052-096	(-2015)	SPROCKET, 60A24-13 1.25 BORE	(1)	(1)
	03-052-104	(2016-)	SPROCKET, D60ATB13-24	1	1
26	03-026-404	(-2015)	KEY, 1/4 X 1	(1)	(1)
	03-026-406	(2016-)	KEY, 1/4 X 1	1	1
27	33-052-041		LINK, #60 HEAVY OFFSET	2	2
28	48-090595		CAPSCREW, 1/2 X 1 1/2 G5 PLT	8	8
29	72-010100		LOCKNUT, 1/2 G"B" PLT	8	8
30	03-026-408		KEY, 1/4 X 1 3/4	1	1
31	03-053-079		1610 BUSHING, 1 1/4 BORE	2	2
32	03-053-078		1210 BUSHING, 1 1/4 BORE	1	1
33	03-053-077		1008 BUSHING, 1 BORE W/KEY	2	2
34	03-026-414	(2016-)	SHAFT, 4R(36-38) REAR RT	-	1

4-40 ROW BELT DRIVES

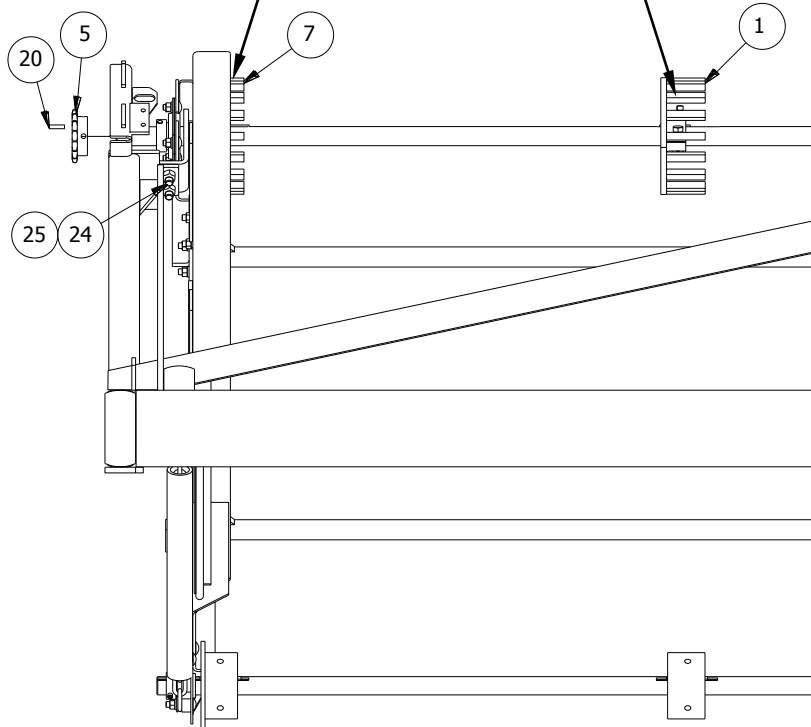
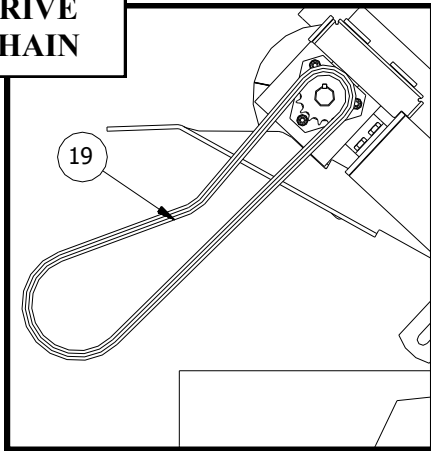
LEFT SIDE DRIVES

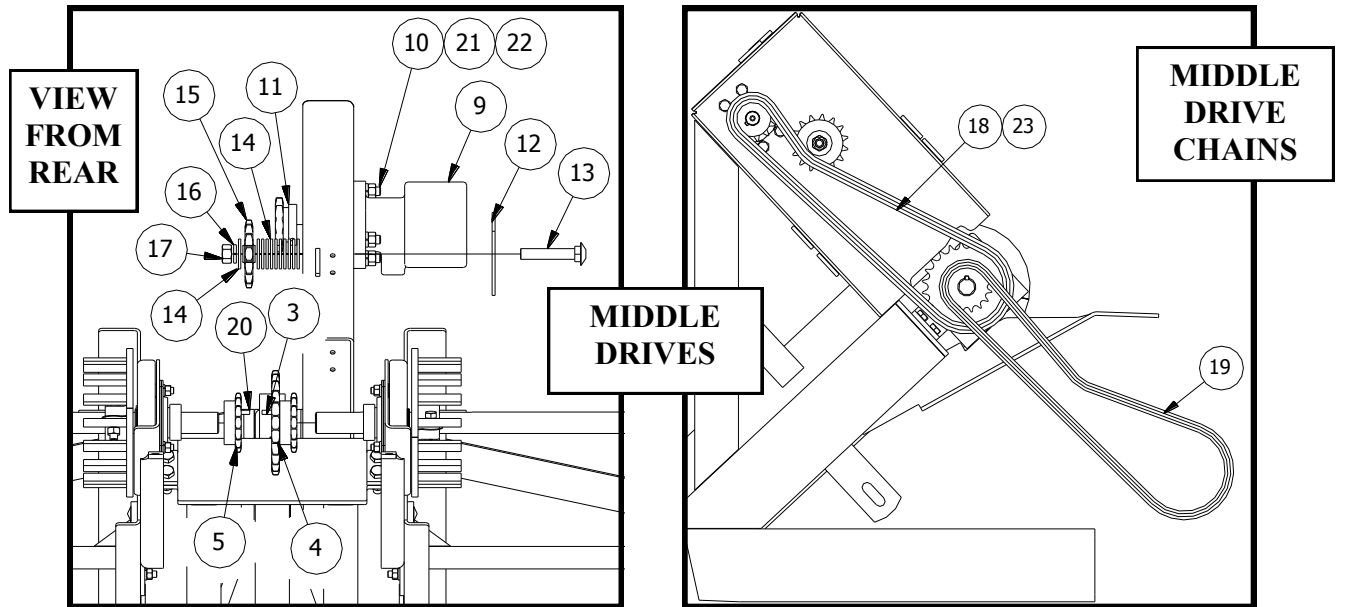


RIGHT SIDE DRIVES



RIGHT DRIVE CHAIN

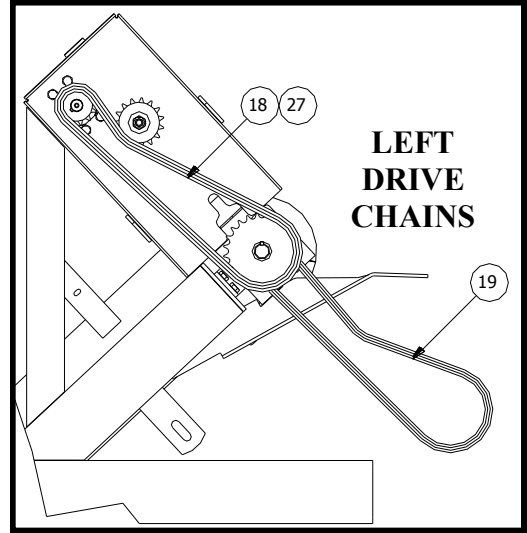
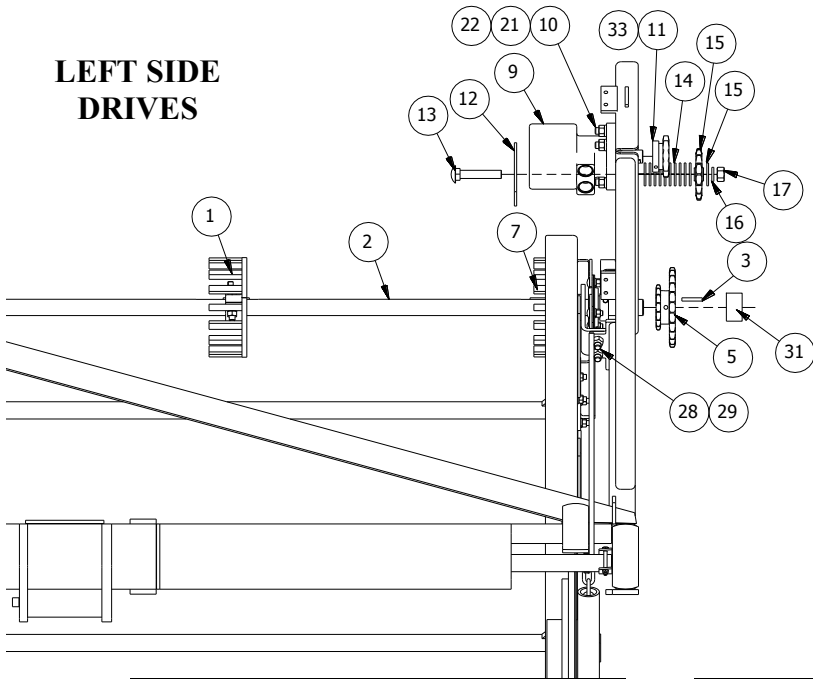




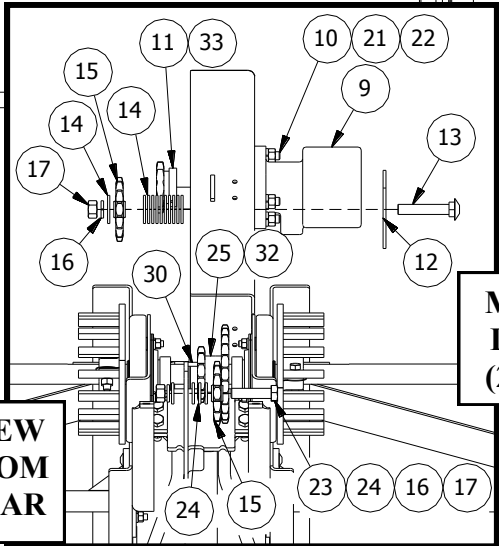
ITEM	PART NO	SERIAL NO OR YR	DESCRIPTION	QTY
1	03-053-060		SPROCKET, SPLIT W/O FLG 2008	2
2	03-026-368		REAR SHAFT, 2R & 40"	2
3	03-026-042		KEY, 1/4 x 1-9/16"	2
4	03-080-946		SPROCKET 50B16 X 60A24-1.25	2
5	03-052-083		SPROCKET, 50B16-1.25	2
6	03-026-016		KEY, 1/4 X 2	6
7	03-053-061		SPROCKET, SPLIT FLANGE 2008	4
8	03-050-098		WASHER 1 3/8 X 17/32 X .042	6
9	03-061-062		MOTOR, 12.4 INV. HYD. CW	2
10	48-090596		CAPSCREW, 1/2 X 1 3/4 NC G5 PLT	8
11	03-052-079		SPROCKET, 60B12H-1 BORE	2
12	64-027-012		COVER, IDLER SLOT	2
13	52-050374		CARRIAGE BOLT, 5/8 X 3-1/2 NC G5	2
14	62-010250		FLATWASHER, 5/8 STD PLT	22
15	33-052-015		IDLER, #60-15T SPROCKET	2
16	66-010300		LOCKWASHER, 5/8 PLT	2
17	68-010300		HEXNUT, 5/8 PLT	2
18	03-052-098		CHAIN, RC-60H 68P	2
19	03-052-086		CHAIN, 50-89 PITCHES	4
20	03-026-404		KEY, 1/4 X 1	2
21	66-010250		LOCKWASHER, 1/2 PLT	8
22	68-010250		HEXNUT, 1/2 PLT	8
23	33-052-041		LINK, #60 HEAVY OFFSET	2
24	48-090595		CAPSCREW, 1/2 X 1 1/2 G5 PLT	8
25	72-010100		STOVER LOCKNUT, 1/2 G"B" PLT	8

6-30 & 6(36-38) ROW BELT DRIVES

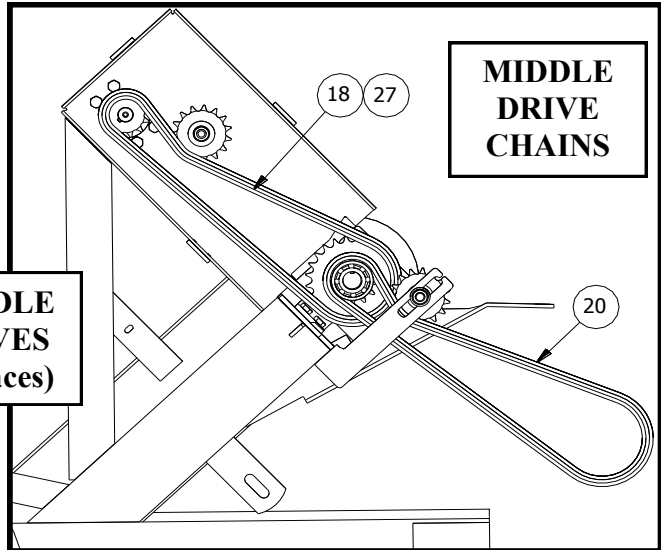
LEFT SIDE DRIVES



LEFT DRIVE CHAINS

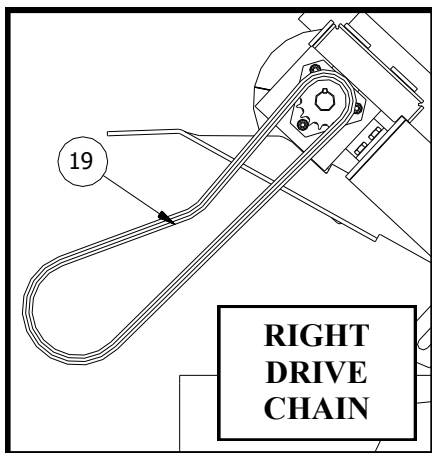


MIDDLE DRIVES (2 Places)



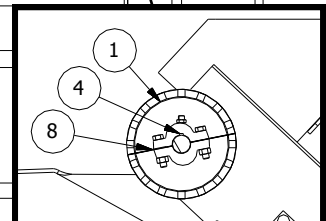
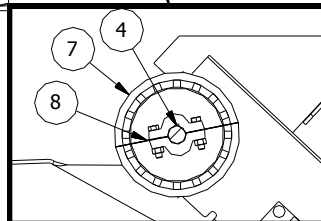
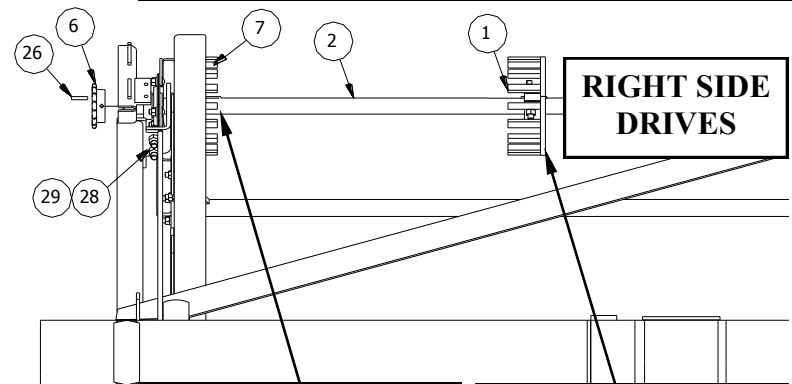
MIDDLE DRIVE CHAINS

VIEW FROM REAR



RIGHT DRIVE CHAIN

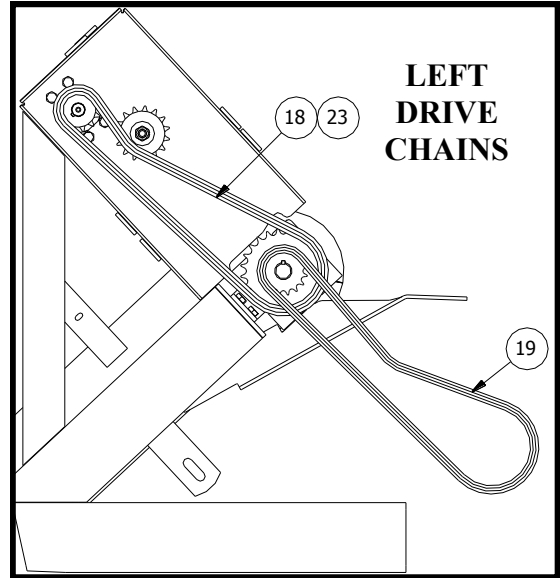
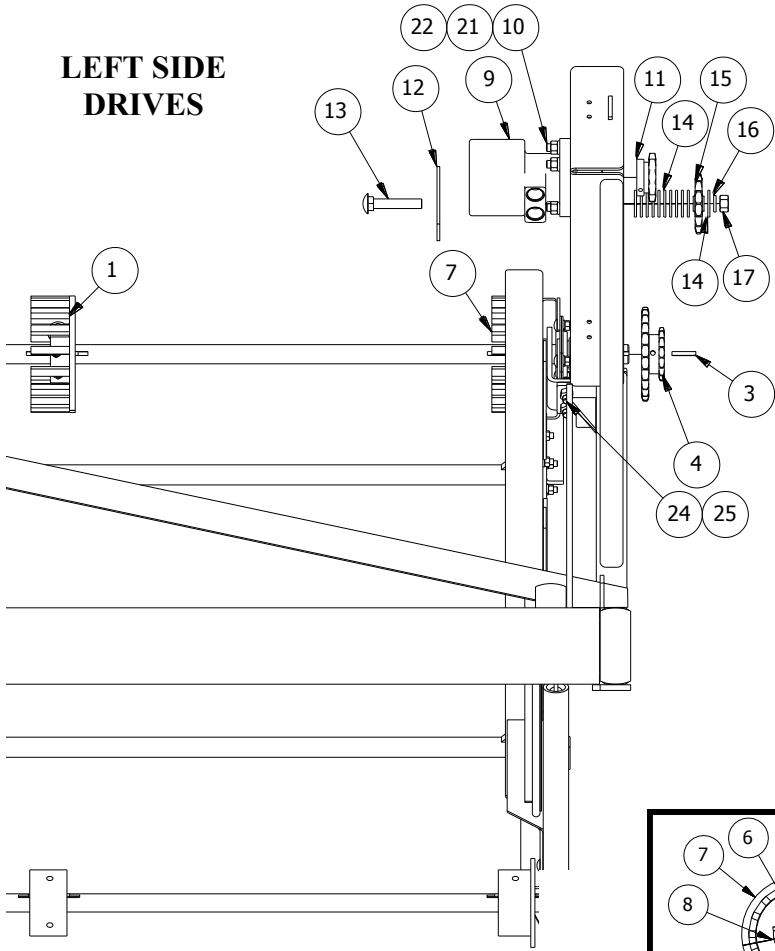
RIGHT SIDE DRIVES



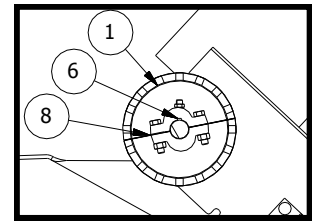
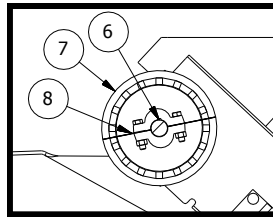
ITEM	PART NO	SERIAL NO OR YR	DESCRIPTION	QTY		
				30"	36"	38"
1	03-053-060		SPROCKET, SPLIT W/O FLG 2008	3	3	3
2	03-026-362		REAR SHAFT, 30"	3	-	-
	03-026-364		REAR SHAFT, 36" LT	-	1	-
	03-026-365		REAR SHAFT, 36" CTR	-	1	-
	03-026-366		REAR SHAFT, 36" RT	-	1	-
	03-026-367		REAR SHAFT, 38"		-	3
3	03-026-042	(-2015)	KEY, 1/4 x 1-9/16"	(1)	(1)	(1)
	03-026-411	(2016-)	KEY, 1/4 X 2 1/2"	1	-	-
	03-026-407	(2016-)	KEY, 1/4 X 1 1/2"	-	1	-
	03-026-412	(2016-)	KEY, 1/4 X 3"	-	-	1
4	03-026-016		KEY, 1/4 X 2	9	9	9
5	03-080-946	(-2015)	SPROCKET 50B16 X 60A24-1.25	(1)	(1)	(1)
	03-052-103	(2016-)	SPROCKET, D50ATB16-60A24	1	1	1
6	03-052-083	(-2015)	SPROCKET, 50B16-1.25	(1)	(1)	(1)
	03-052-106	(2016-)	SPROCKET, BTL16H-R	1	1	
7	03-053-061		SPROCKET, SPLIT FLANGE 2008	6	6	6
8	03-050-098		WASHER 1 3/8 X 17/32 X .042	9	9	9
9	03-061-062	(-2015)	MOTOR, 12.4 INV. HYD. CW	(3)	(3)	(3)
	03-061-087	(2016-)	MOTOR, 14.0 HYD	3	3	3
10	48-090596		CAPSCREW, 1/2 X 1 3/4 NC G5 P	12	12	12
11	03-052-079	(-2015)	SPROCKET, 60B12H-1 BORE	(3)	(3)	(3)
	03-052-108	(2016-)	SPROCKET, 60BTL12H-R	3	3	3
12	64-027-012		COVER, IDLER SLOT	3	3	3
13	52-050374		CARRIAGE BOLT, 5/8 X 3-1/2 G5	3	3	3
14	62-010250		FLATWASHER, 5/8 STD PLT	33	33	33
15	33-052-015		IDLER, #60-15T SPROCKET	5	5	5
16	66-010300		LOCKWASHER, 5/8 PLT	5	5	5
17	68-010300		HEXNUT, 5/8 PLT	5	5	5
18	03-052-098		CHAIN, RC-60H 68P	3	3	3
19	03-052-086		CHAIN, 50-89 PITCHES	2	2	2
20	03-052-043		CHAIN, #60 72 LINKS	2	2	2
21	66-010250		LOCKWASHER, 1/2 PLT	12	12	12
22	68-010250		HEXNUT, 1/2 PLT	12	12	12
23	48-090984		CAPSCREW, 5/8 X 2 1/2 G5 PLT	2	2	2
24	04-050-013		FLATWASHER, 5/8 HARDENED	8	8	8
25	03-052-096	(-2015)	SPROCKET, 60A24-13 1.25 BORE	(2)	(2)	(2)
	03-052-104	(2016-)	SPROCKET, D60ATB13-24	2	2	2
26	03-026-404	(-2015)	KEY, 1/4 X 1	(1)	(1)	(1)
	03-026-408	(2016-)	KEY, 1/4 X 1 3/4"	-	-	1
	03-026-406	(2016-)	KEY, 1/4 X 1	1	1	-
27	33-052-041		LINK, #60 HEAVY OFFSET	3	3	3
28	48-090595		CAPSCREW, 1/2 X 1 1/2 G5 PLT	12	12	12
29	72-010100		STOVER LOCKNUT, 1/2 G"B" PLT	12	12	12
30	03-026-408	(2016-)	KEY, 1/4 X 1 3/4"	1	-	-
	03-026-411	(2016-)	KEY, 1/4 X 2 1/2"	1	-	-
	03-026-409	(2016-)	KEY, 1/4 X 2	-	2	-
	03-026-412	(2016-)	KEY, 1/4 X 3	-	-	2
31	03-053-079	(2016-)	1610 BUSHING, 1 1/4" BORE	2	2	2
32	03-053-078	(2016-)	1210 BUSHING, 1 1/4" BORE	2	2	2
33	03-053-077	(2016-)	1008 BUSHING, 1" BORE W/KEY	3	3	3

6-40 ROW BELT DRIVES

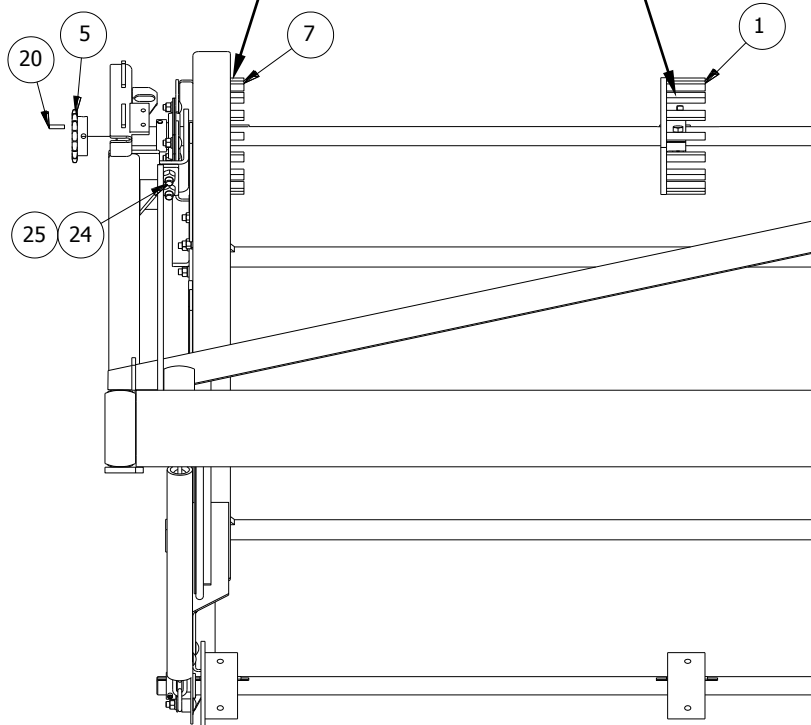
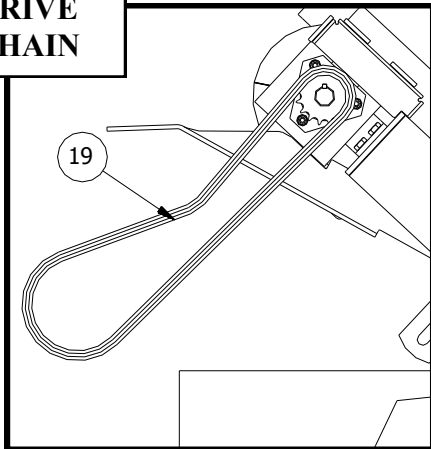
LEFT SIDE DRIVES

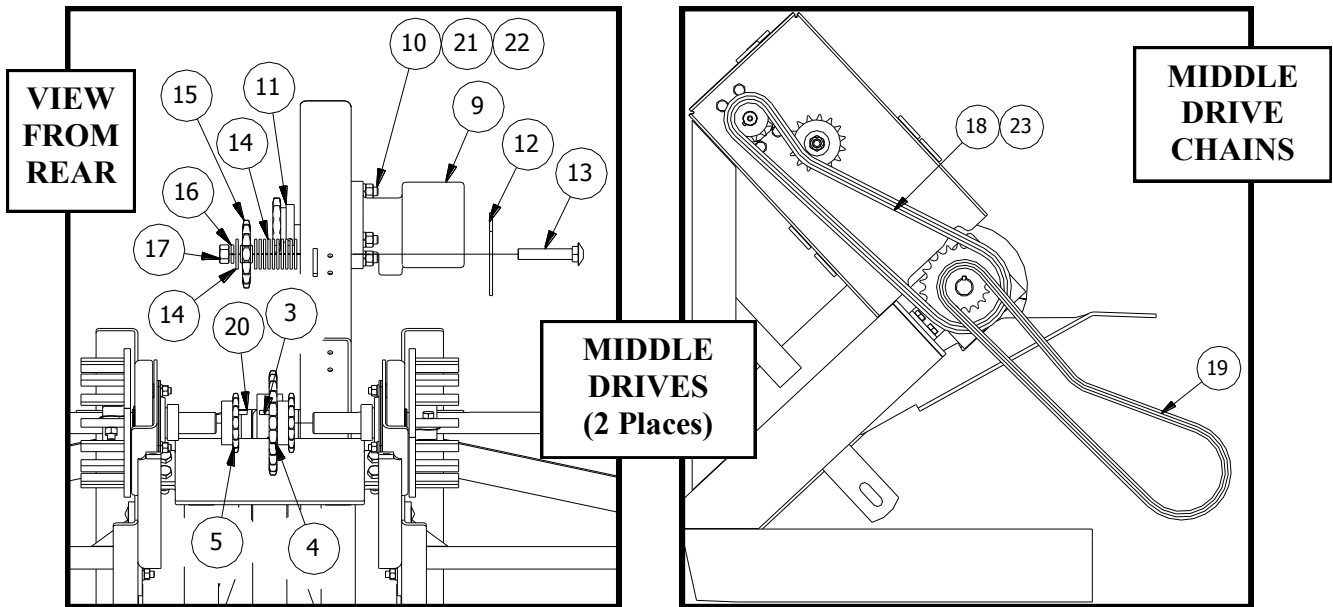


RIGHT SIDE DRIVES



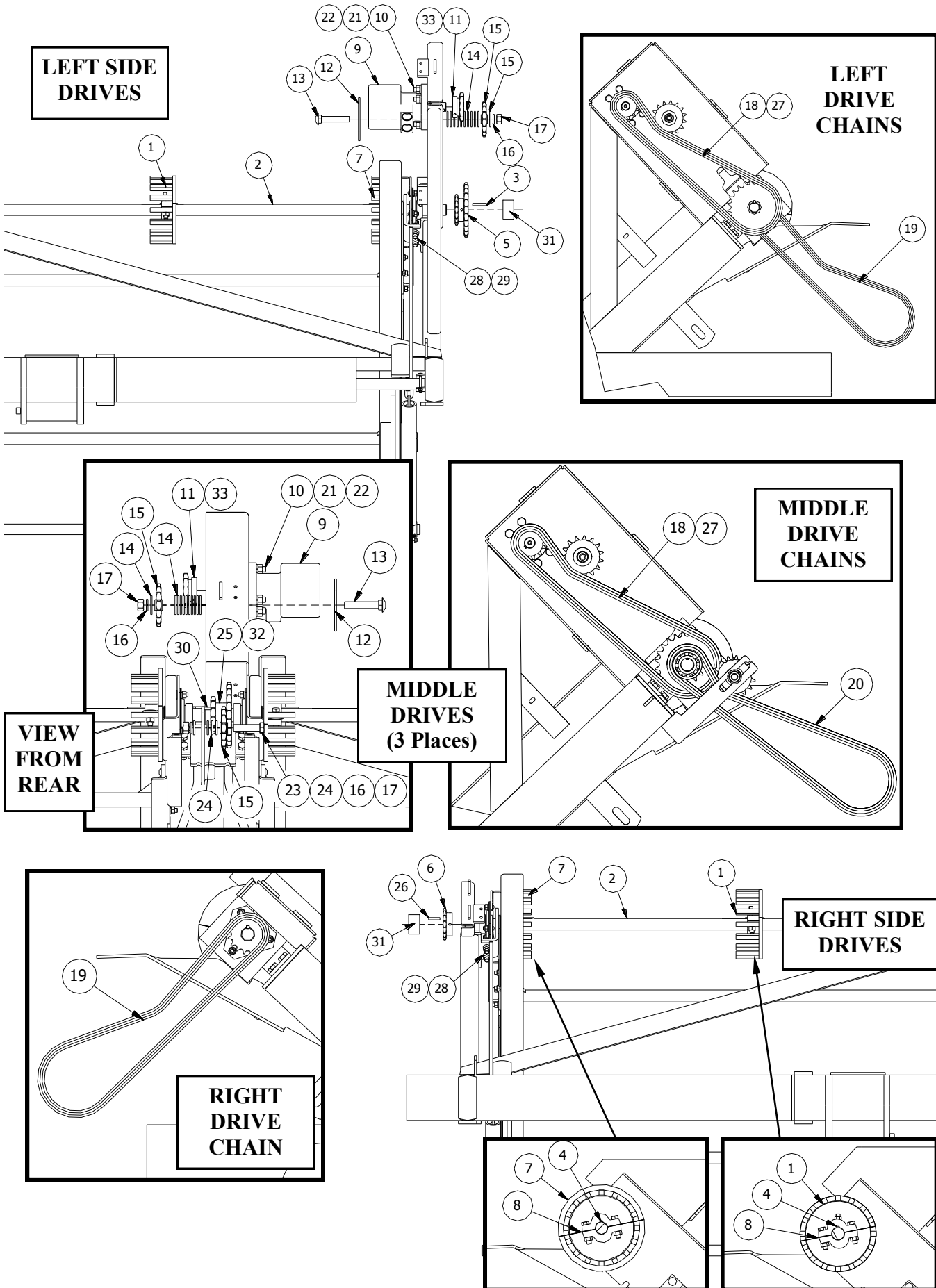
RIGHT DRIVE CHAIN





ITEM	PART NO	SERIAL NO OR YR	DESCRIPTION	QTY
1	03-053-060		SPROCKET, SPLIT W/O FLG 2008	3
2	03-026-368		REAR SHAFT, 2R & 40"	3
3	03-026-042		KEY, 1/4 x 1-9/16"	3
4	03-080-946		SPROCKET 50B16 X 60A24-1.25	3
5	03-052-083		SPROCKET, 50B16-1.25	3
6	03-026-016		KEY, 1/4 X 2	9
7	03-053-061		SPROCKET, SPLIT FLANGE 2008	6
8	03-050-098		WASHER 1 3/8 X 17/32 X .042	9
9	03-061-062		MOTOR, 12.4 INV. HYD. CW	3
10	48-090596		CAPSCREW, 1/2 X 1 3/4 NC G5 PLT	12
11	03-052-079		SPROCKET, 60B12H-1 BORE	3
12	64-027-012		COVER, IDLER SLOT	3
13	52-050374		CARRIAGE BOLT, 5/8 X 3-1/2 NC G5	3
14	62-010250		FLATWASHER, 5/8 STD PLT	33
15	33-052-015		IDLER, #60-15T SPROCKET	3
16	66-010300		LOCKWASHER, 5/8 PLT	3
17	68-010300		HEXNUT, 5/8 PLT	3
18	03-052-098		CHAIN, RC-60H 68P	3
19	03-052-086		CHAIN, 50-89 PITCHES	6
20	03-026-404		KEY, 1/4 X 1	3
21	66-010250		LOCKWASHER, 1/2 PLT	12
22	68-010250		HEXNUT, 1/2 PLT	12
23	33-052-041		LINK, #60 HEAVY OFFSET	3
24	48-090595		CAPSCREW, 1/2 X 1 1/2 G5 PLT	12
25	72-010100		STOVER LOCKNUT, 1/2 G"B" PLT	12

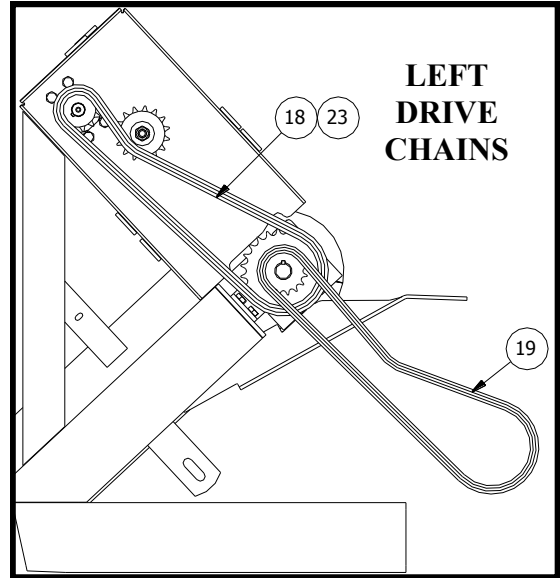
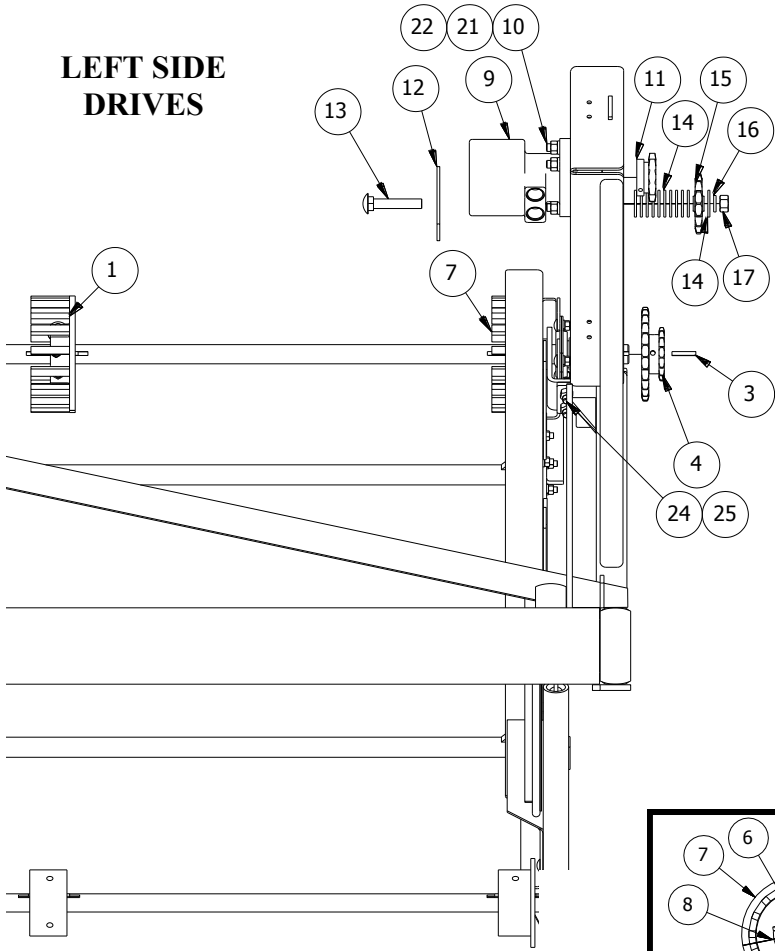
8-30 & 8(36-38) ROW BELT DRIVES



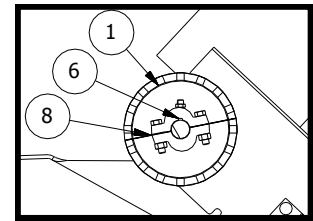
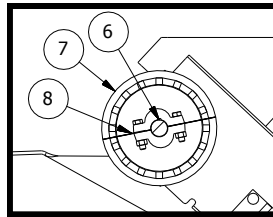
ITEM	PART NO	SERIAL NO OR YR	DESCRIPTION	QTY		
				30"	36"	38"
1	03-053-060		SPROCKET, SPLIT W/O FLG 2008	4	3	3
2	03-026-362		REAR SHAFT, 30"	4	-	-
	03-026-364		REAR SHAFT, 36" LT	-	1	-
	03-026-365		REAR SHAFT, 36" CTR	-	2	-
	03-026-366		REAR SHAFT, 36" RT	-	1	-
	03-026-367		REAR SHAFT, 38"		-	4
3	03-026-042	(-2015)	KEY, 1/4 x 1-9/16"	(1)	1	1
	03-026-411	(2016-)	KEY, 1/4 x 2 1/2"	1		
4	03-026-016		KEY, 1/4 X 2 (Inside)	12	12	12
5	03-080-946	(-2015)	SPROCKET 50B16 X 60A24-1.25	(1)	1	1
	03-052-103	(2016-)	SPROCKET D50ATB16-60A24	1		
6	03-052-083	(-2015)	SPROCKET, 50B16-1.25	(1)	1	1
	03-052-106	(2016-)	SPROCKET, BTL16H-R	1		
7	03-053-061		SPROCKET, SPLIT FLANGE 2008	8	8	8
8	03-050-098		WASHER 1 3/8 X 17/32 X .042	12	12	12
9	03-061-062	(-2015)	MOTOR, 12.4 INV. HYD. CW	(4)	4	4
	03-061-087	(2016-)	MOTOR, 14.0 HYD	4		
10	48-090596		CAPSCREW, 1/2 X 1 3/4 NC G5 P	16	16	16
11	03-052-079	(-2015)	SPROCKET, 60B12H-1 BORE	(4)	4	4
	03-052-108	(2016-)	SPROCKET, 60BTL12H-R	4		
12	64-027-012		COVER, IDLER SLOT	4	4	4
13	52-050374		CARRIAGE BOLT, 5/8 X 3-1/2 G5	4	4	4
14	62-010250		FLATWASHER, 5/8 STD PLT	44	44	44
15	33-052-015		IDLER, #60-15T SPROCKET	7	7	7
16	66-010300		LOCKWASHER, 5/8 PLT	7	7	7
17	68-010300		HEXNUT, 5/8 PLT	7	7	7
18	03-052-098		CHAIN, RC-60H 68P	4	4	4
19	03-052-086		CHAIN, 50-89 PITCHES	2	2	2
20	03-052-043		CHAIN, #60 72 LINKS	3	3	3
21	66-010250		LOCKWASHER, 1/2 PLT	16	16	16
22	68-010250		HEXNUT, 1/2 PLT	16	16	16
23	48-090984		CAPSCREW, 5/8 X 2 1/2 G5 PLT	3	3	3
24	04-050-013		FLATWASHER, 5/8 HARDENED	12	12	12
25	03-052-096	(-2015)	SPROCKET, 60A24-13 1.25 BORE	(3)	3	3
	03-052-104	(2016-)	SPROCKET, D60ATB13-24	3		
26	03-026-404	(-2015)	KEY, 1/4 X 1	(1)	1	1
	03-026-406	(2016-)	KEY, 1/4 X 1	1		
27	33-052-041		LINK, #60 HEAVY OFFSET	4	4	4
28	48-090595		CAPSCREW, 1/2 X 1 1/2 G5 PLT	16	16	16
29	72-010100		LOCKNUT, 1/2 NC STOVER GD B	16	16	16
30	03-026-408		KEY, 1/4 X 1 3/4	1	-	-
	03-026-411		KEY, 1/4 X 2 1/2	2	-	-
31	03-052-079	(2016-)	1610 BUSHING, 1 1/4	1		
32	03-053-078	(2016-)	1210 BUSHING, 1 1/4" BORE	3		
33	03-053-077	(2016-)	1008 BUSHING, 1" BORE W/KEY	4		

8-40 ROW BELT DRIVES

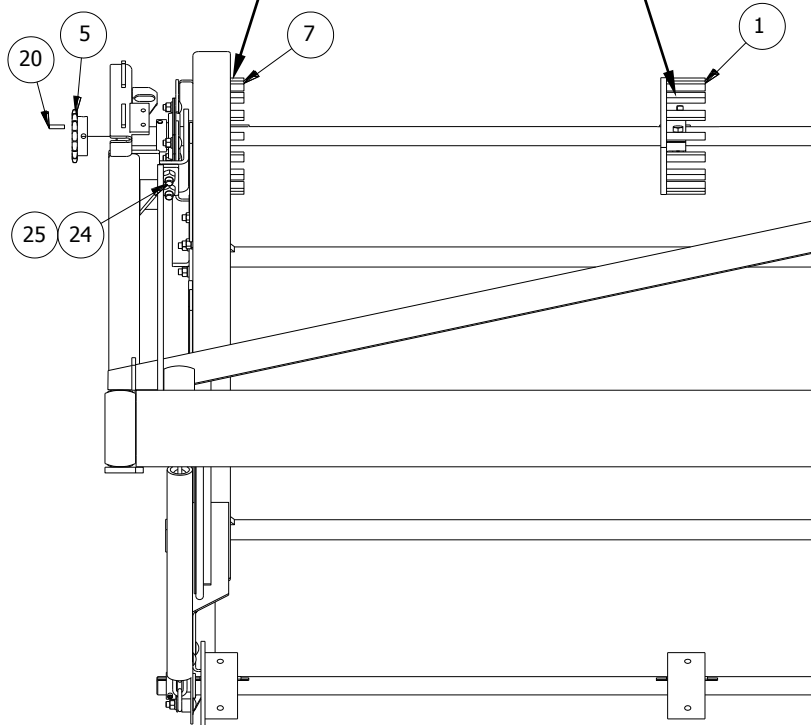
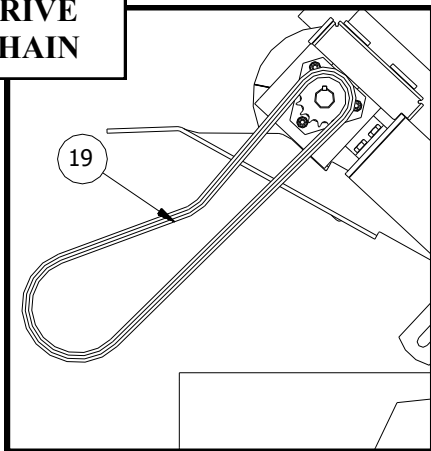
LEFT SIDE DRIVES

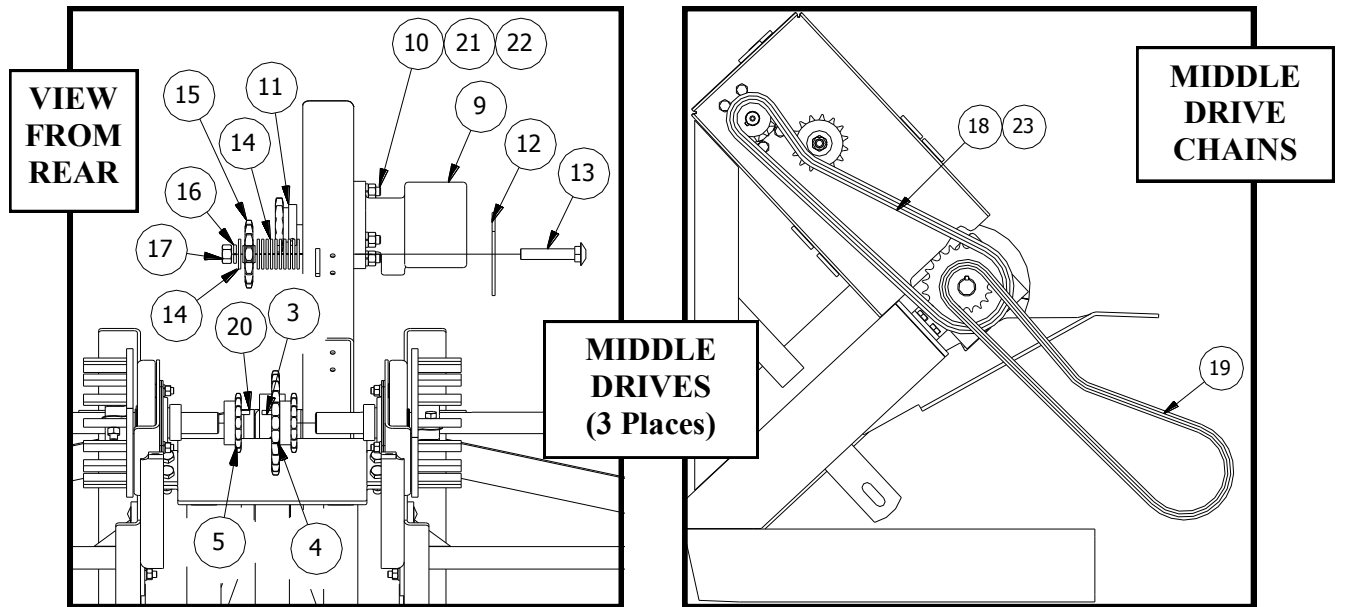


RIGHT SIDE DRIVES



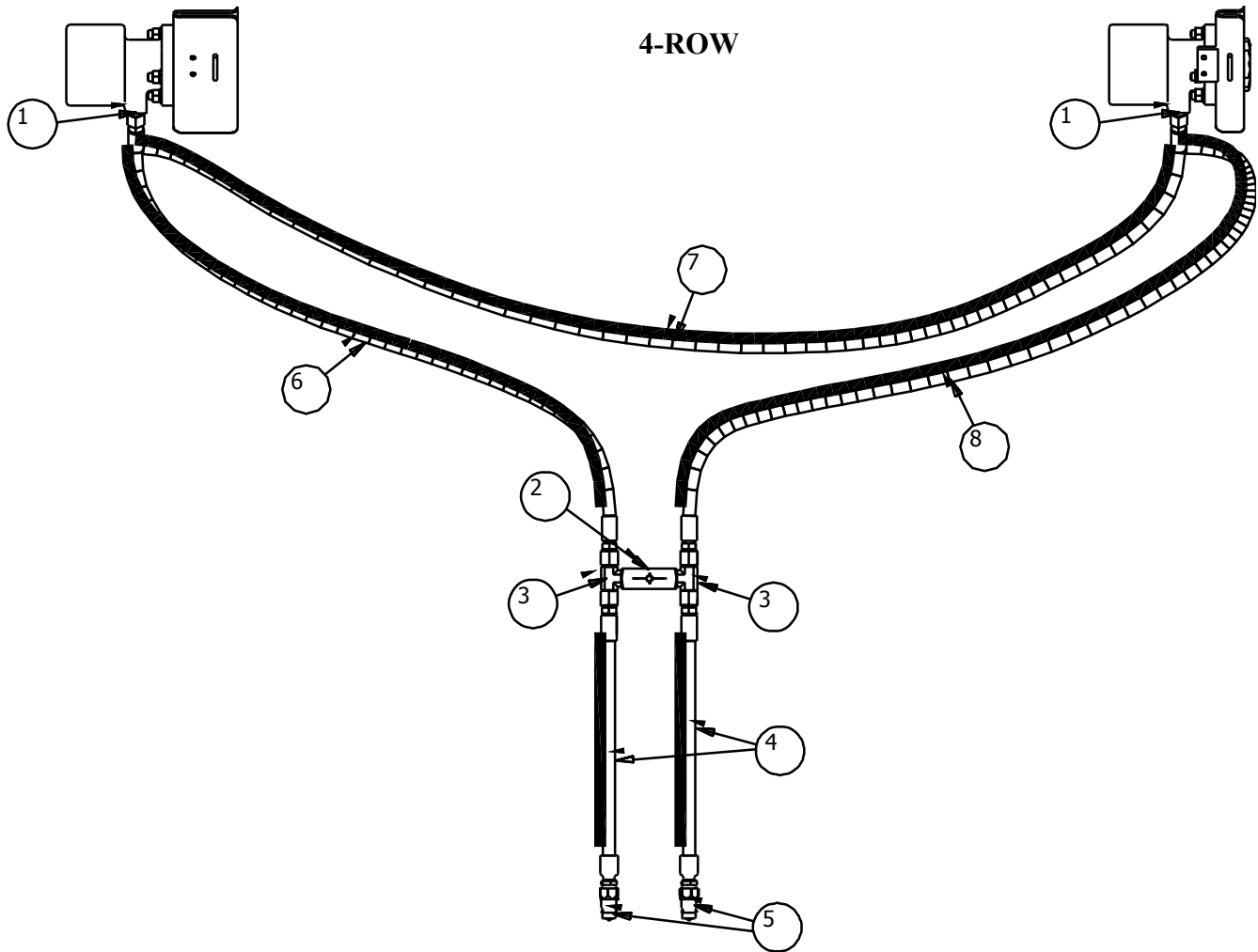
RIGHT DRIVE CHAIN





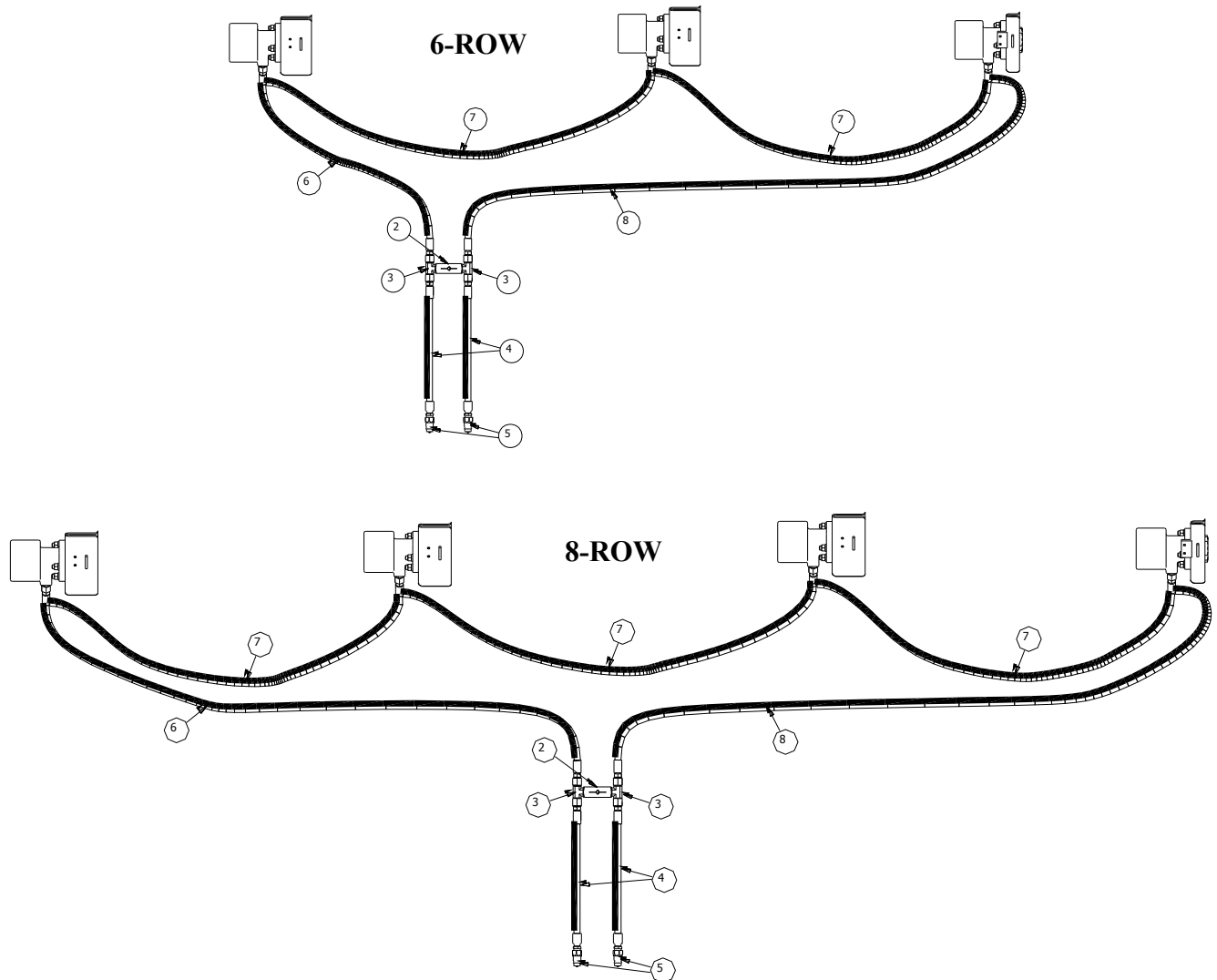
ITEM	PART NO	SERIAL NO OR YR	DESCRIPTION	QTY
1	03-053-060		SPROCKET, SPLIT W/O FLG 2008	4
2	03-026-368		REAR SHAFT, 2R & 40"	4
3	03-026-042		KEY, 1/4 x 1-9/16"	4
4	03-080-946		SPROCKET 50B16 X 60A24-1.25	4
5	03-052-083		SPROCKET, 50B16-1.25	4
6	03-026-016		KEY, 1/4 X 2	12
7	03-053-061		SPROCKET, SPLIT FLANGE 2008	8
8	03-050-098		WASHER 1 3/8 X 17/32 X .042	12
9	03-061-062		MOTOR, 12.4 INV. HYD. CW	4
10	48-090596		CAPSCREW, 1/2 X 1 3/4 NC G5 PLT	16
11	03-052-079		SPROCKET, 60B12H-1 BORE	4
12	64-027-012		COVER, IDLER SLOT	4
13	52-050374		CARRIAGE BOLT, 5/8 X 3-1/2 NC G5	4
14	62-010250		FLATWASHER, 5/8 STD PLT	44
15	33-052-015		IDLER, #60-15T SPROCKET	4
16	66-010300		LOCKWASHER, 5/8 PLT	4
17	68-010300		HEXNUT, 5/8 PLT	4
18	03-052-098		CHAIN, RC-60H 68P	4
19	03-052-086		CHAIN, 50-89 PITCHES	8
20	03-026-404		KEY, 1/4 X 1	4
21	66-010250		LOCKWASHER, 1/2 PLT	16
22	68-010250		HEXNUT, 1/2 PLT	16
23	33-052-041		LINK, #60 HEAVY OFFSET	4
24	48-090595		CAPSCREW, 1/2 X 1 1/2 G5 PLT	16
25	72-010100		STOVER LOCKNUT, 1/2 G"B" PLT	16

HYDRAULIC COMPONENTS



4-ROW HYDRAULIC COMPONENTS

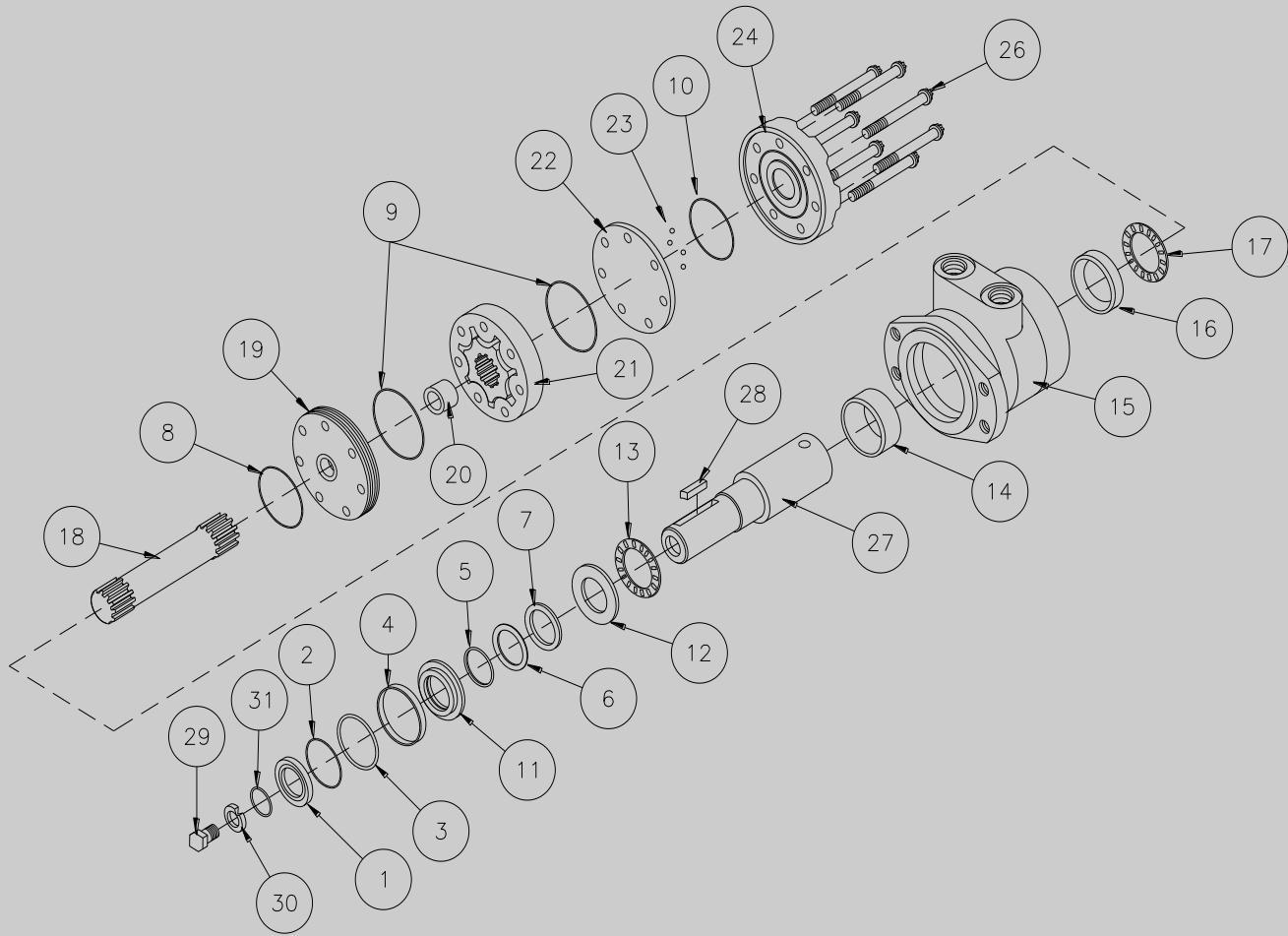
ITEM	PART NO.	SERIAL NO OR YR	DESCRIPTION	QTY
1	33-059-025		ADAPTER, 10MB-10MJ	4
2	42-061-002		VALVE, CHECK	1
3	03-059-020		TEE, 10MJ-10MJ-8MP	2
4	03-059-019		HOSE, 8M3K-10FJX-8MP-65"	2
5	47-059-002		QUICK COUPLER 1/2 NPTF MALE	2
6	03-059-023		HOSE, 8M3K-10FJX-10FJX-80" (SUPPLY)	1
7	03-059-024		HOSE, 8M3K-10FJX-10FJX-220" (MOTOR)	1
8	52-059-017		HOSE, 8M3K-10FJX-10FJX-145" (RETURN)	1



6 & 8-ROW HYDRAULIC COMPONENTS

ITEM	PART NO.	SERIAL NO OR YR	DESCRIPTION	QTY	
				6R	8R
1	33-059-025		ADAPTER, 10MB-10MJ	6	8
2	42-061-002		VALVE, CHECK	1	1
3	03-059-020		TEE, 10MJ-10MJ-8MP	2	2
4	03-059-019		HOSE, 8M3K-10FJX-8MP-65"	2	2
5	47-059-002		QUICK COUPLER 1/2 NPTF MALE	2	2
SUPPLY HOSE					
6	03-059-025		HOSE, 8M3K-10FJX-10FJX-130"	1	-
	03-059-012		HOSE, 8M3K-10FJX-10FJX-160"	-	1
MOTOR HOSE					
7	03-059-024		HOSE, 8M3K-10FJX-10FJX-220"	3	3
RETURN HOSE					
8	03-052-026		HOSE, 8M3K-10FJX-10FJX-180"	1	-
	03-059-024		HOSE, 8M3K-10FJX-10FJX-220"	-	1

12.4 CW MOTOR ASSEMBLY (03-061-062) (Prior to 2016)

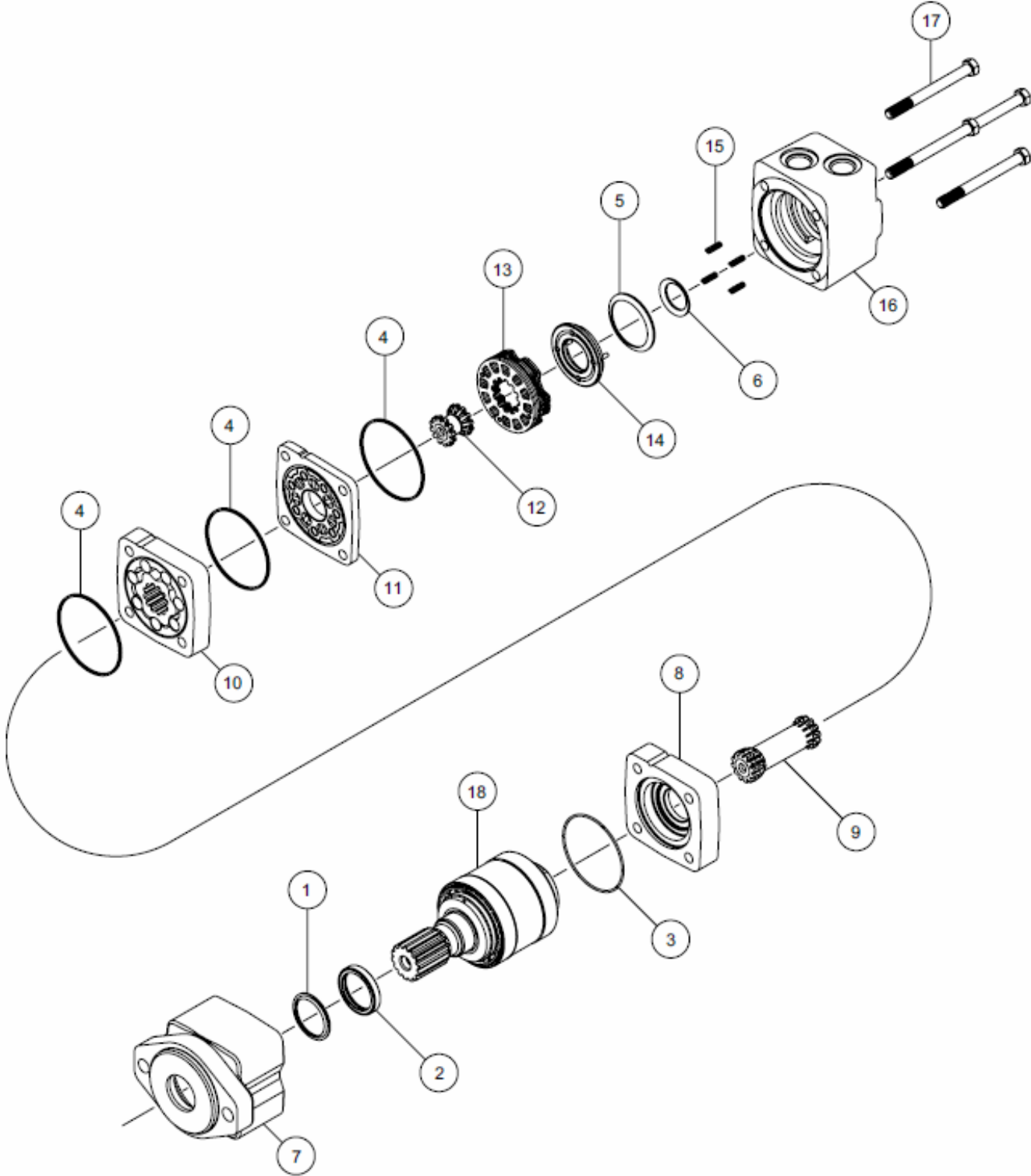


ITEM	PART NO	SERIAL NO OR YR	DESCRIPTION	QTY
1	03-061-045 (SEAL KIT)		DUST SEAL	1
2			HOUSING SEAL	1
3			METAL BACKUP SHIM	1
4			HIGH PRESSURE SEAL	1
5			METAL BACKUP SHIM	1
6			POLYAMIDE SEAL	1
7			SHAFT SEAL	1
8			REAR HOUSING SEAL	1
9			BODY SEAL	2
10			ENDCOVER SEAL	1
11			SEAL CARRIER	1
12			THRUST WASHER	1

ITEM	PART NO	SERIAL NO OR YR	DESCRIPTION	QTY
13	03-061-046		FRONT THRUST WASHER	1
*14	03-061-047		FRONT HOUSING BEARING (1" WIDE)	1
15	03-061-048		HOUSING KIT	1
*16	03-061-049		REAR HOUSING BEARING (.5" WIDE)	1
17	03-061-050		REAR THRUST BEARING	1
18	03-061-051		DRIVE LINK KIT	1
19	-		REVERSE MANIFOLD (CW OR 1")	1
20	03-061-053		DRIVE LINK SPACER KIT	1
21	03-061-054		STANDARD ROTOR KIT	1
22	03-061-055		BALANCE PLATE (3 BALLS INCLD)	1
23	03-061-056		STEEL BALL	1
24	03-061-057		ENDCOVER	1
26	03-061-058		BOLT SET KIT	1
27	03-061-059		SHAFT KIT	1
28	03-061-060		KEY KIT	1
29	-		BOLT KIT	1
30	-		WASHER KIT	1
31	-		WIRE RING KIT	1

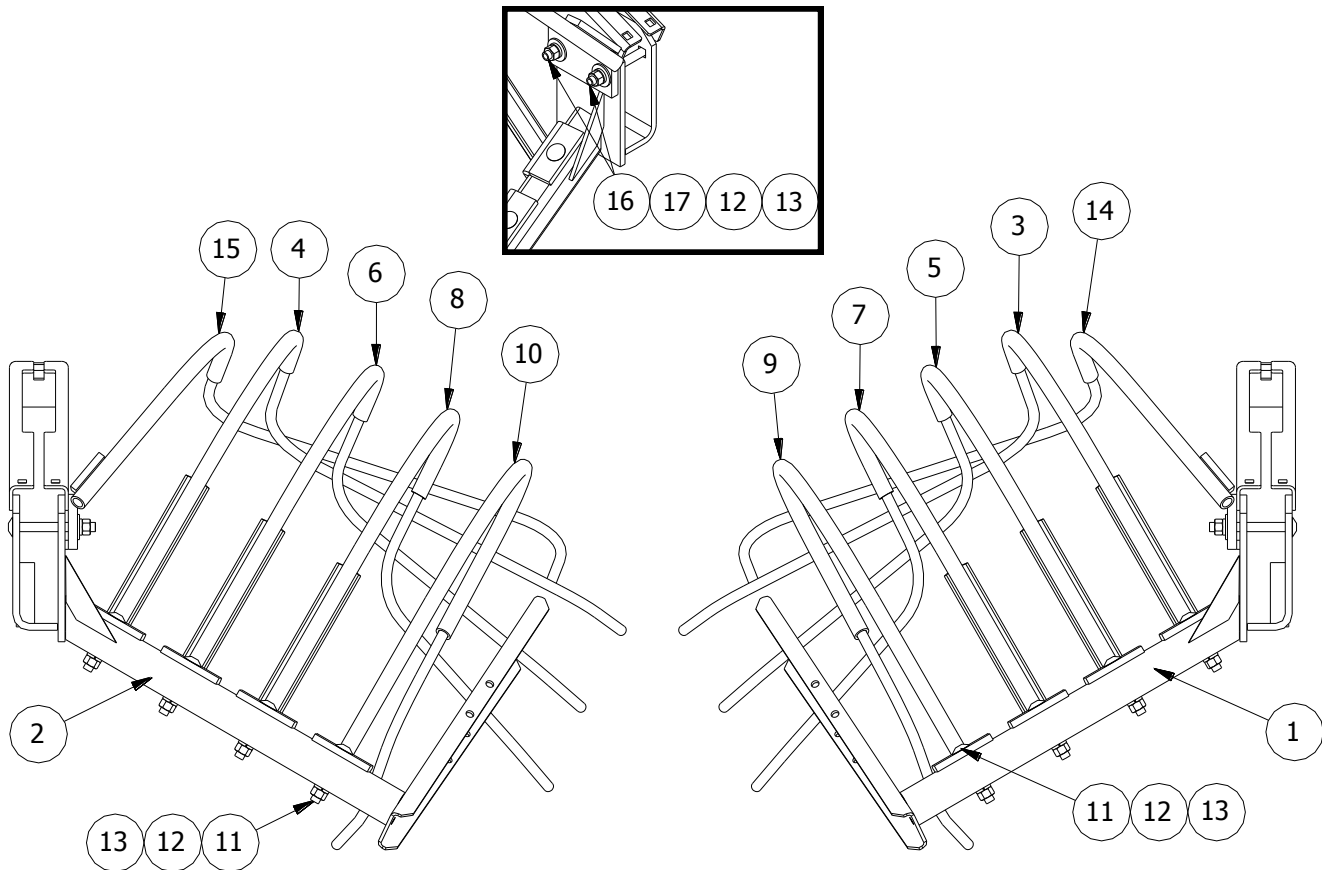
* THESE PARTS MAKE UP HOUSING KIT (03-061-048) ITEM 15

14 CW MOTOR ASSEMBLY
(03-061-087) (2016 to Present)



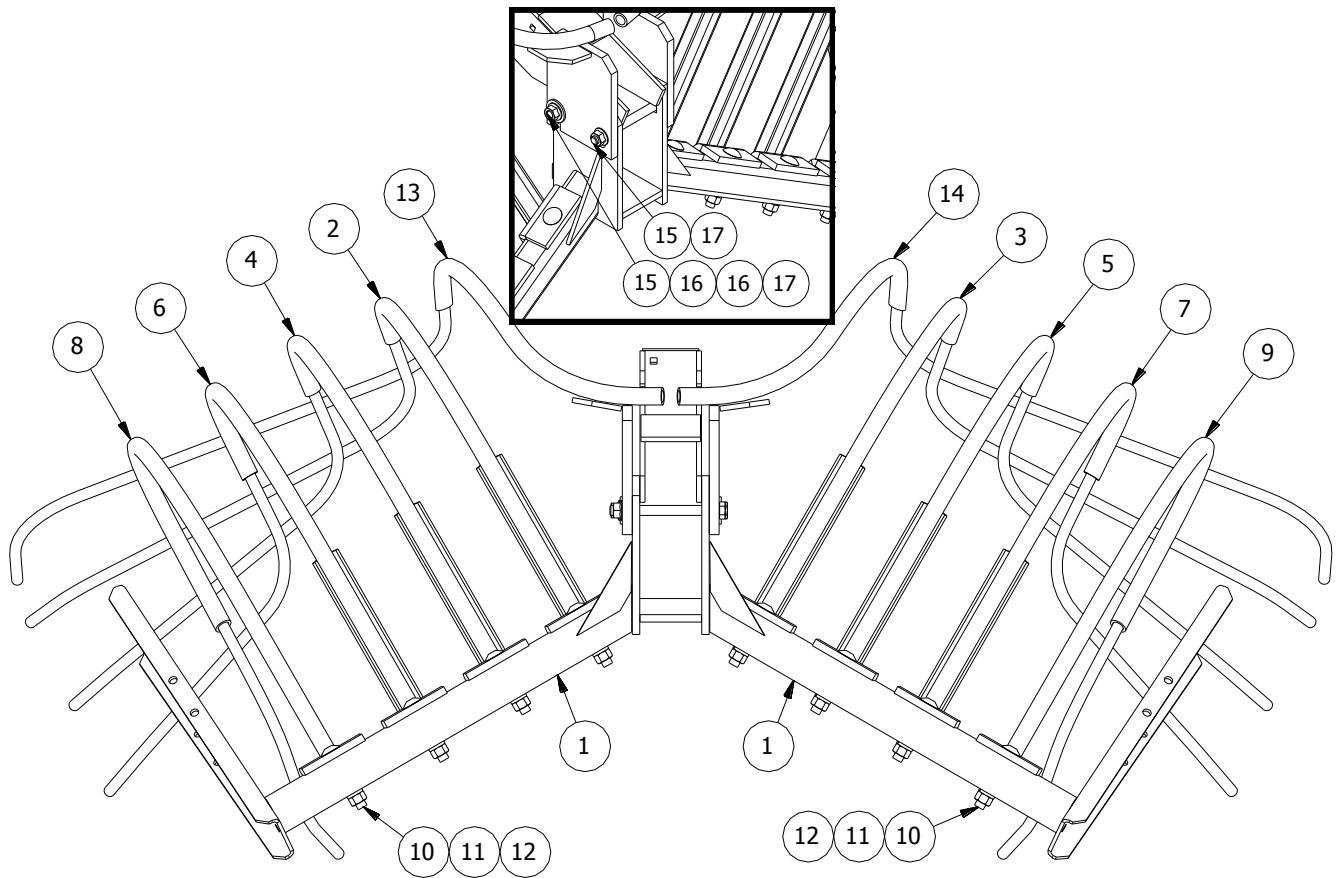
ITEM	PART NO	SERIAL NO OR YR	DESCRIPTION	QTY
1	03-061-088 (SEAL KIT)		EXCLUDER SEAL	1
2			BUNA SHAFTSEAL	1
3			HOUSE SEAL	1
4			BODY SEAL	3
5			LARGE PISTON SEAL	1
6			SMALL PISTON	1
7	03-061-089		HOUSING KIT	1
8	03-061-090		WEAR PLATE	1
9	03-061-091		DRIVE LINK KIT	1
10	03-061-092		STANDARD ROTOR KIT	1
11	03-061-093		MANIFOLD	1
12	03-061-094		DRIVER	1
13	03-061-095		COMMUTATOR	1
14	03-061-096		ENDCOVER PISTON	1
15	03-061-097		PISTON SPRINGS	4
16	03-061-098		ENDCOVER KITS	1
17	03-061-099		BOLT SET KIT (4 BOLTS)	1
18	03-061-100		SHAFT KIT	1

30" LT & RT VINE GUIDES



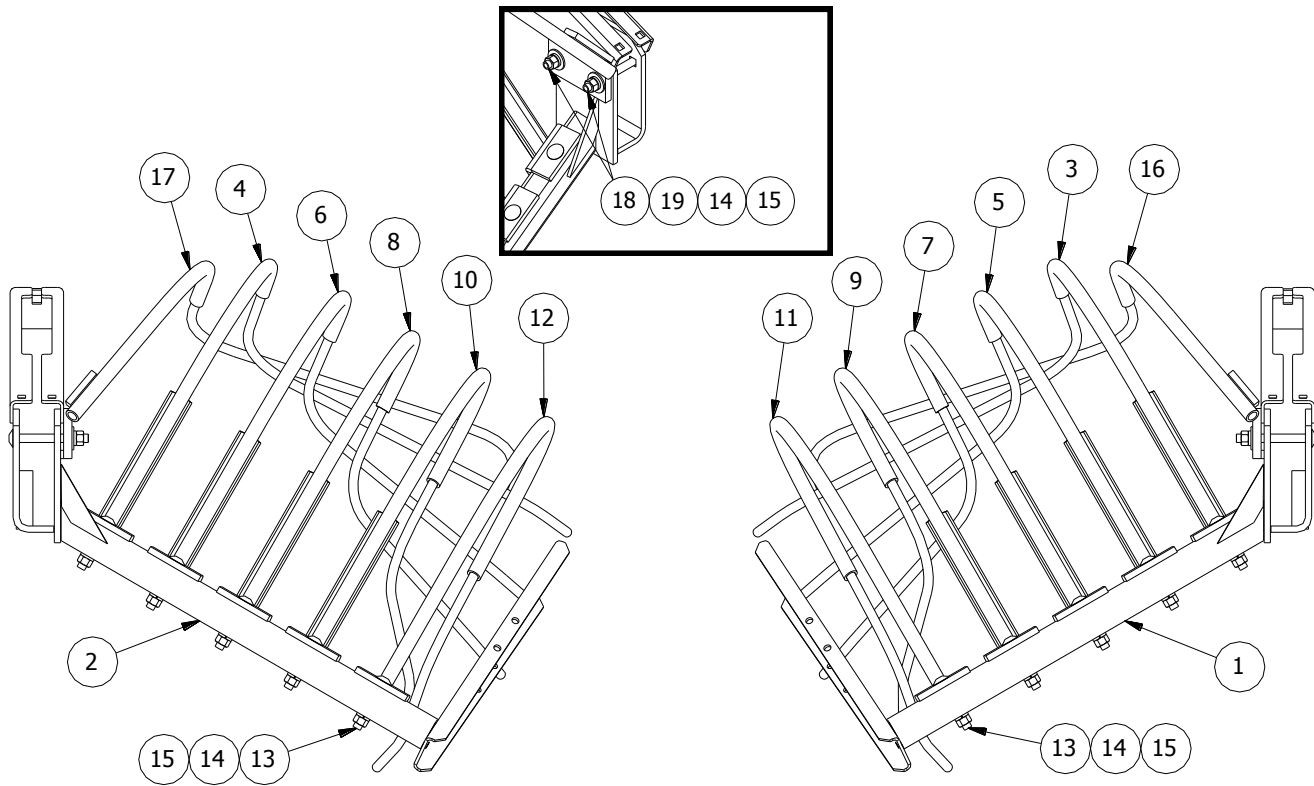
ITEM	PART NO.	SERIAL NO OR YR	DESCRIPTION	QTY
1	03-070-214		SUPPORT, LT RIGID 30 CYL	1
2	03-070-215		SUPPORT, RT RIGID 30 CYL	1
3	03-080-565		ROD, #2.91 LT VINE GUIDE	1
4	03-080-566		ROD, #2.91 RT VINE GUIDE	1
5	03-080-567		ROD, #3.91 LT VINE GUIDE	1
6	03-080-568		ROD, #3.91 RT VINE GUIDE	1
7	03-080-569		ROD, #4.91 LT VINE GUIDE	1
8	03-080-570		ROD, #4.91 RT VINE GUIDE	1
9	03-080-538		ROD, #6.85 LT VINE GUIDE	1
10	03-080-539		ROD, #6.85 RT VINE GUIDE	1
11	52-050260		SCREW, 1/2X3-1/4 NC CARR GD 5 PLT	8
12	66-010250		LOCKWASHER, 1/2" REGULAR PLT	12
13	68-010250		HEXNUT, 1/2 PLT	12
14	03-080-882		ROD, #1 LT VINE GUIDE	1
15	03-080-883		ROD, #1 RT VINE GUIDE	1
16	52-050325		CARRIAGE SCREW, 1/2 X 4 1/2 G5 PLT	4
17	62-010200		FLATWASHER, 1/2 STD PLT	4

30" CENTER VINE GUIDES



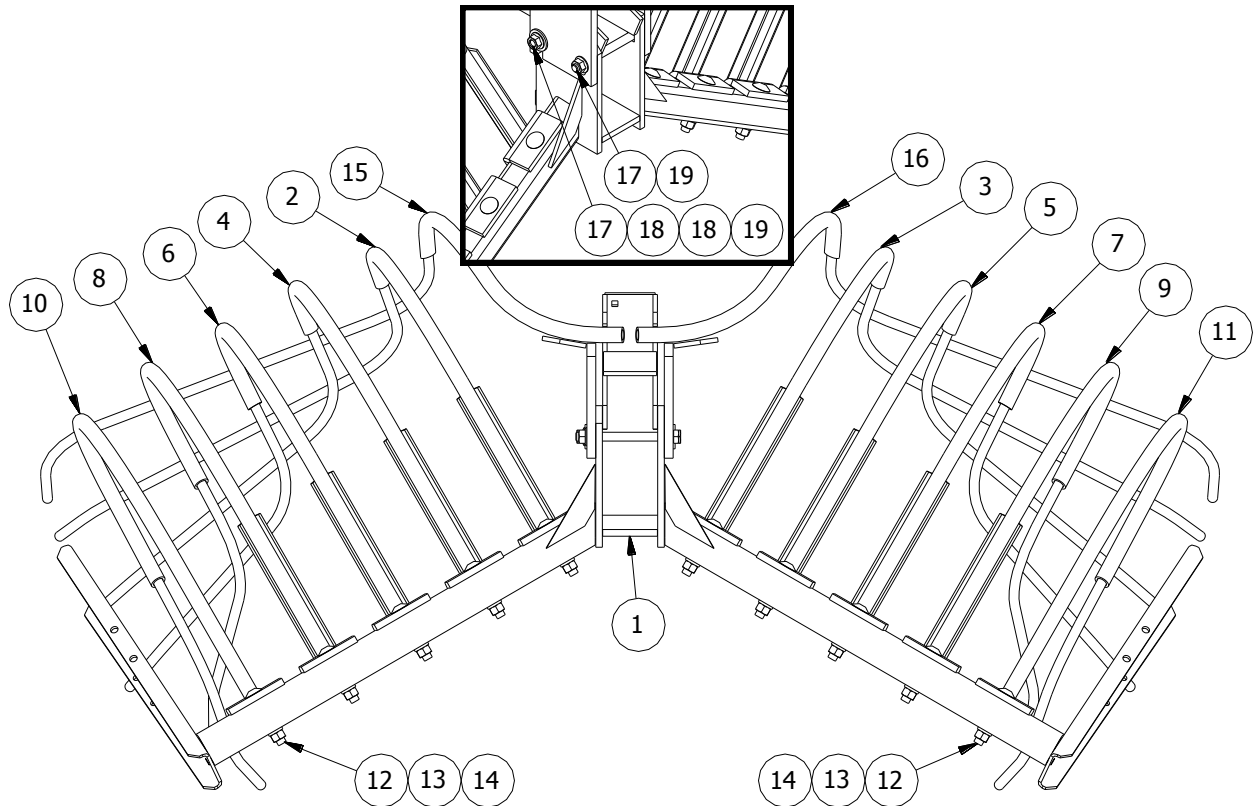
ITEM	PART NO.	SERIAL NO OR YR	DESCRIPTION	QTY
1	03-070-216		SUPPORT, CTR 30 CYL	1
2	03-080-565		ROD, #2.91 LT VINE GUIDE	1
3	03-080-566		ROD, #2.91 RT VINE GUIDE	1
4	03-080-567		ROD, #3.91 LT VINE GUIDE	1
5	03-080-568		ROD, #3.91 RT VINE GUIDE	1
6	03-080-569		ROD, #4.91 LT VINE GUIDE	1
7	03-080-570		ROD, #4.91 RT VINE GUIDE	1
8	03-080-538		ROD, #6.85 LT VINE GUIDE	1
9	03-080-539		ROD, #6.85 RT VINE GUIDE	1
10	52-050260		SCREW, 1/2X3-1/4 NC CARR GD 5 PLT	8
11	66-010250		LOCKWASHER, 1/2" REGULAR PLT	8
12	68-010250		HEXNUT, 1/2 PLT	8
13	03-080-581		ROD, #1.92 LT.CENTER VINE GUIDE	1
14	03-080-582		ROD,#1 RT. CENTER VINE GUIDE	1
15	48-090900		CAPSCREW_1/2 X 5 1/2 NC GD 5 PLT	2
16	62-010200		FLATWASHER, 1/2 STD PLT	2
17	80-020150		1/2" WHIZ NUT	2

36" - 40" LT & RT VINE GUIDES



ITEM	PART NO.	SERIAL NO OR YR	DESCRIPTION	QTY
1	03-070-217		SUPPORT, LT RIGID 36-40 CYL	1
2	03-070-218		SUPPORT, RT RIGID 36-40 CYL	1
3	03-080-565		ROD, #2.91 LT VINE GUIDE	1
4	03-080-566		ROD, #2.91 RT VINE GUIDE	1
5	03-080-567		ROD, #3.91 LT VINE GUIDE	1
6	03-080-568		ROD, #3.91 RT VINE GUIDE	1
7	03-080-569		ROD, #4.91 LT VINE GUIDE	1
8	03-080-570		ROD, #4.91 RT VINE GUIDE	1
9	03-080-571		ROD, #5.91 LT VINE GUIDE	1
10	03-080-572		ROD, #5.91 RT VINE GUIDE	1
11	03-080-538		ROD, #6.85 LT VINE GUIDE	1
12	03-080-539		ROD, #6.85 RT VINE GUIDE	1
13	52-050260		SCREW, 1/2X3-1/4 NC CARR GD 5 PLT	10
14	66-010250		LOCKWASHER, 1/2" REGULAR PLT	14
15	68-010250		HEXNUT, 1/2 PLT	14
16	03-080-882		ROD, #1 LT VINE GUIDE	1
17	03-080-883		ROD, #1 RT VINE GUIDE	1
18	52-050325		CARRIAGE SCREW, 1/2 X 4 1/2 G5 PLT	4
19	62-010200		FLATWASHER, 1/2 STD PLT	4

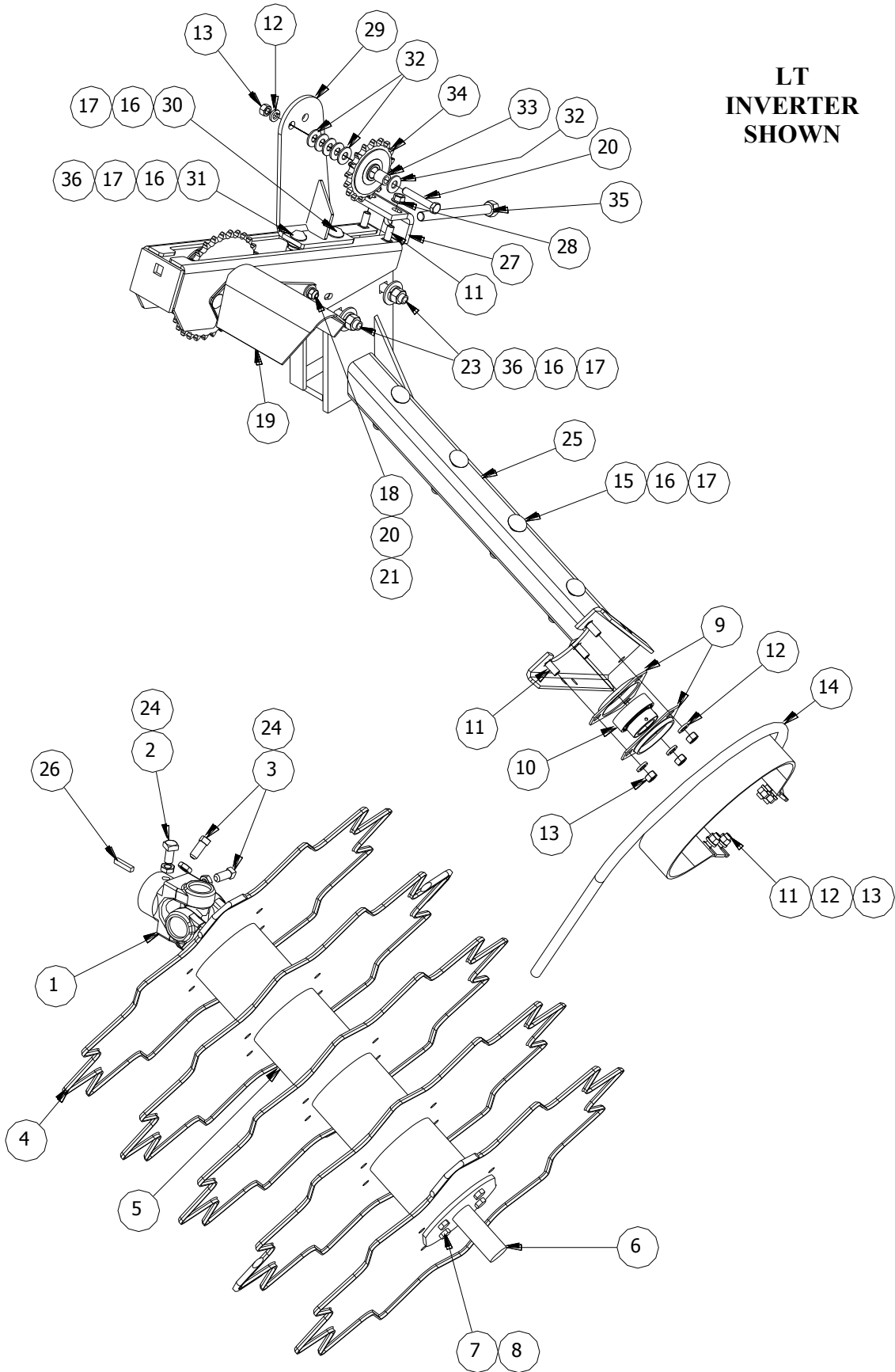
36" & 38" CENTER VINE GUIDES



ITEM	PART NO.	SERIAL NO OR YR	DESCRIPTION	QTY
1	03-070-219		SUPPORT, CTR 36-38 CYL	1
2	03-080-565		ROD, #2.91 LT VINE GUIDE	1
3	03-080-566		ROD, #2.91 RT VINE GUIDE	1
4	03-080-567		ROD, #3.91 LT VINE GUIDE	1
5	03-080-568		ROD, #3.91 RT VINE GUIDE	1
6	03-080-569		ROD, #4.91 LT VINE GUIDE	1
7	03-080-570		ROD, #4.91 RT VINE GUIDE	1
8	03-080-571		ROD, #5.91 LT VINE GUIDE	1
9	03-080-572		ROD, #5.91 RT VINE GUIDE	1
10	03-080-538		ROD, #6.85 LT VINE GUIDE	1
11	03-080-539		ROD, #6.85 RT VINE GUIDE	1
12	52-050260		SCREW, 1/2X3-1/4 NC CARR GD 5 PLT	10
13	66-010250		LOCKWASHER, 1/2" REGULAR PLT	10
14	68-010250		HEXNUT, 1/2 PLT	10
15	03-080-581		ROD, #1.92 LT. CENTER VINE GUIDE	1
16	03-080-582		ROD, #1.92 RT. CENTER VINE GUIDE	1
17	48-090900		CAPSCREW, 1/2 X 5 1/2 NC GD 5 PLT	2
18	62-010200		FLATWASHER, 1/2 STD PLT	2
19	80-020150		1/2" WHIZ NUT	2

30" LT INVERTER W/O RODS
(03-081-287)

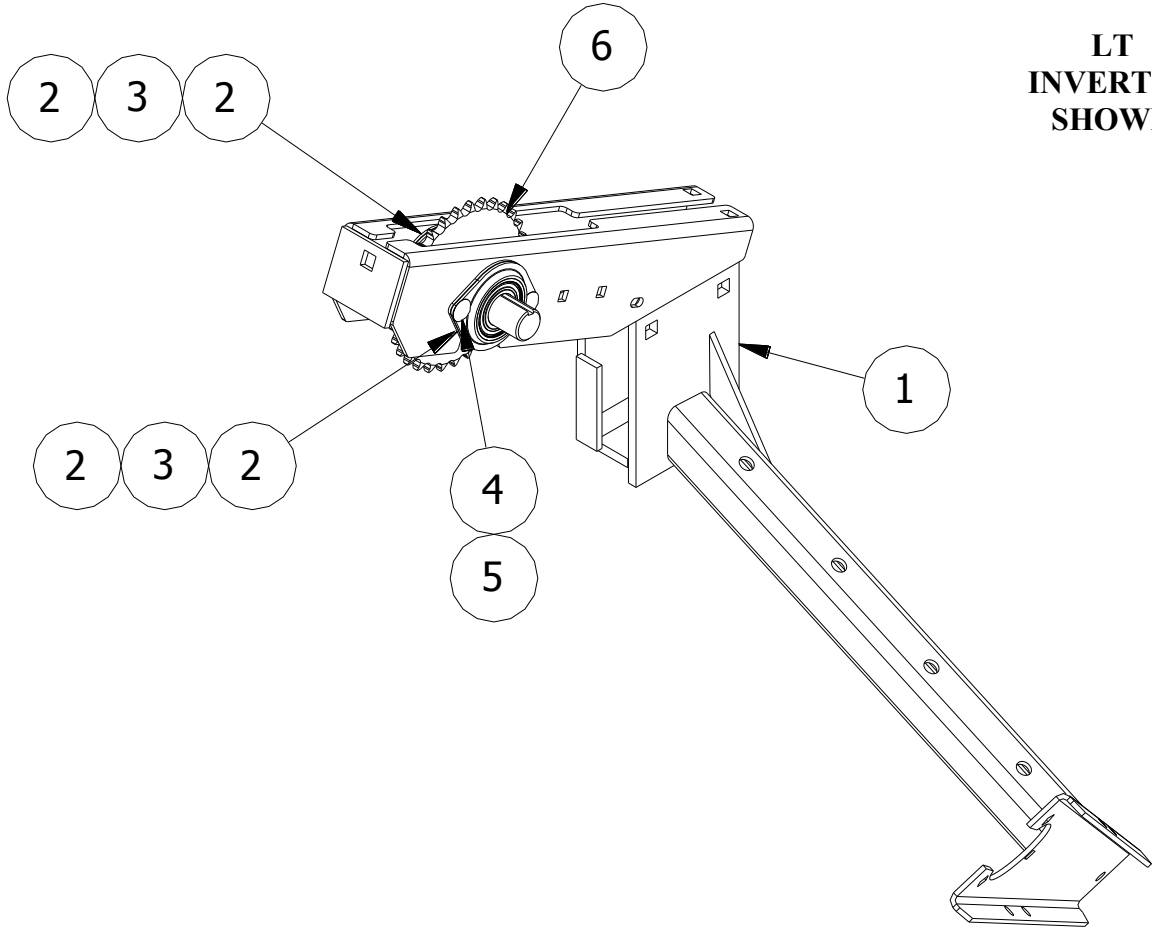
30" RT INVERTER W/O RODS
(03-081-288)



ITEM	PART NO.	SERIAL NO OR YR	DESCRIPTION	QTY	
				LT	RT
1	03-055-133		U-JOINT, SINGLE 35R	1	1
2	54-010180		SETSCREW, 7/16x7/8 NC SQHD G5 PLN	1	1
3	54-010190		7/16x1 NC SQ HD CUPPT STSCRW GD 5	2	2
4	03-080-359		CYLINDER, "A" DISC	5	5
5	03-024-198		SPACER, '84 INVERTER DISC	4	4
6	03-080-412		SHAFT, LOWER CYL. '78	1	1
7	03-050-114		CAPSCREW, 3/8 X 20 3/8	4	4
8	72-010050		LOCKNUT, 3/8 STOVER GB PLT	4	4
9	03-051-020		FLANGE, 62 MSTR 3 HOLE	2	2
10	03-051-002		BEARING, 1-3/16 W/ COLLAR	1	1
11	52-050035		CARRAIGE BOLT, 3/8 X 1 NC G5 PLT	9	9
12	66-010150		LOCKWASHER, 3/8 PLT	8	8
13	68-010150		HEXNUT, 3/8 PLT	8	8
14	03-080-300		ROD, LT. LOWER BRG.COVER & GUIDE	1	-
	03-080-301		ROD, RT. LOWER BRG.COVER & GUIDE	-	1
15	52-050260		SCREW, 1/2X3-1/4 NC CARR GD 5 PLT	4	4
16	66-010250		LOCKWASHER, 1/2" REGULAR PLT	8	8
17	68-010250		HEXNUT, 1/2 PLT	8	8
18	52-050010		CARRIAGE BOLT, 5/16 X 1 NC G5 PLT	2	2
19	03-080-247		U JOINT SHIELD, LT.	1	-
	03-080-248		U JOINT SHIELT, RT	-	1
20	62-010050		FLATWASHER, 5/16" STD PLT	2	2
21	78-020049		FLANGE LOCKNUT, 5/16 WHIZ	2	2
22	48-090210		CAPSCREW, 3/8 X 2 1/4 NC G5 PLT	1	1
23	52-050325		CARRIAGE SCREW, 1/2 X 4 1/2 G5 PLT	2	2
24	70-010071		JAMNUT, 7/16 NC HEX PLT	3	3
25	03-081-281		SUB-ASSY, 30 & FLEX LT INVERTER	1	-
	03-081-282		SUB-ASSY, 30 & FLEX RT INVERTER	-	1
26	03-026-138		KEY, 1/4 X 1-1/4	1	1
27	03-027-428		IDLER ADJUSTMENT	1	1
28	78-020300		3/8" WHIZ NUT	2	2
29	03-080-956		BRACKET IDLER LT	1	-
	03-080-957		BRACKET IDLER RT	-	1
30	03-080-250		BOLT, IDLER PUSH	1	1
31	52-050125		CARRIAGE BOLT, 1/2 X 1 1/4 NC G5 PLT	1	1
32	62-010100		FLATWASHER, 3/8" STANDARD PLT	6	6
33	03-024-408		BUSHING, IDLER	1	1
34	03-052-091		IDLER, #50-17T SPROCKET	1	1
35	03-080-842		ROD, RATTLER ADJ	1	1
36	62-010200		FLATWASHER, 1/2 STD PLT	3	3

30" LT RIGID SUPPORT
(03-081-281)

30" RT RIGID SUPPORT
(03-081-282)



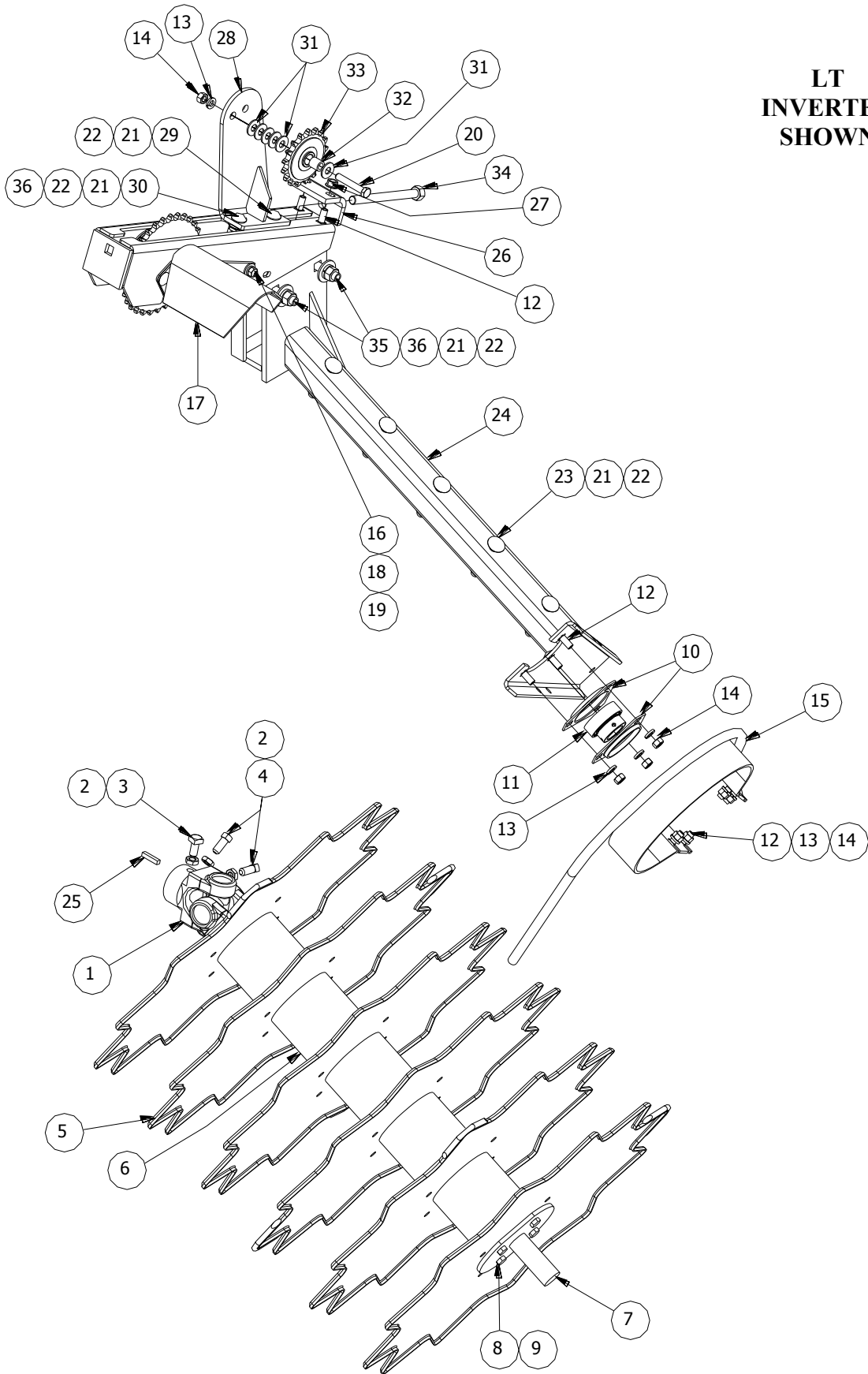
**LT
INVERTER
SHOWN**

ITEM	PART NO.	SERIAL NO OR YR	DESCRIPTION	QTY	
				LT	RT
1	03-070-214		SUPPORT, LT RIGID	1	-
	03-070-215		SUPPORT, RT RIGID	-	1
2	03-051-022		FLANGE, 62 MST 2-HOLE	4	4
3	03-051-002		BEARING, 1 3/16 W/COLLAR	2	2
4	52-050035		CARRIAGE BOLT, 3/8 X 1 G5 PLT	4	4
5	78-020300		WHIZ NUT, 3/8	4	4
6	03-080-948		SPROCKET, FLEX DRUM	1	1

**BLANK
PAGE**

36"- 40" LT INVERTER W/O RODS
(03-081-290)

36"- 40" RT INVERTER W/O RODS
(03-081-291)

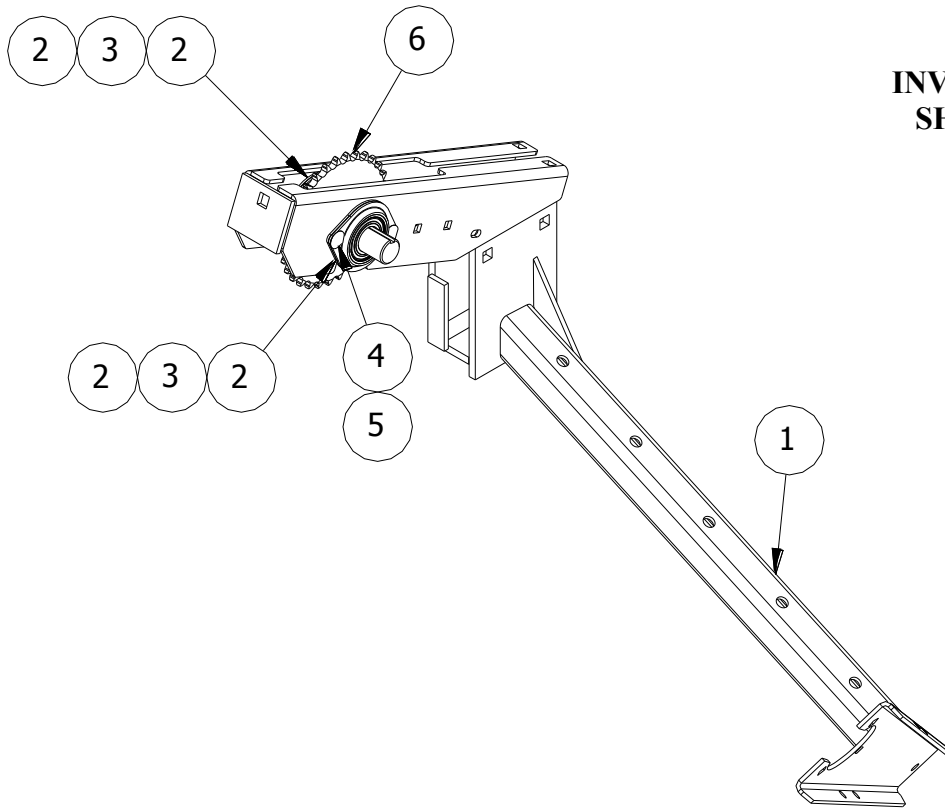


**LT
INVERTER
SHOWN**

ITEM	PART NO.	SERIAL NO OR YR	DESCRIPTION	QTY	
				LT	RT
1	03-055-133		U-JOINT, SINGLE 35R	1	1
2	70-010071		JAMNUT, 7/16 NC HEX PLT	3	3
3	54-010180		SETSCREW, 7/16x7/8 NC SQHD G5 PLN	1	1
4	54-010190		7/16x1 NC SQ HD CUPPT STSCRW GD 5	2	2
5	03-080-359		CYLINDER, "A" DISC	6	6
6	03-024-198		SPACER, '84 INVERTER DISC	5	5
7	03-080-412		SHAFT, LOWER CYL. '78	1	1
8	03-050-011		CAPSCREW, 3/8 X 25" GD 5 PLN	4	4
9	72-010050		LOCKNUT, 3/8 STOVER GB PLT	4	4
10	03-051-020		FLANGE, 62 MSTR 3 HOLE	2	2
11	03-051-002		BEARING, 1-3/16 W/ COLLAR	1	1
12	52-050035		CARRAIGE BOLT, 3/8 X 1 NC G5 PLT	9	9
13	66-010150		LOCKWASHER, 3/8 PLT	8	8
14	68-010150		HEXNUT, 3/8 PLT	8	8
15	03-080-300		ROD, LT. LOWER BRG.COVER & GUIDE	1	-
	03-080-301		ROD, RT. LOWER BRG.COVER & GUIDE	-	1
16	52-050010		CARRIAGE BOLT, 5/16 X 1 NC G5 PLT	2	2
17	03-080-247		U JOINT SHIELD, LT.	1	-
	03-080-248		U JOINT SHIELD, RT.	-	1
18	62-010050		FLATWASHER, 5/16" STD PLT	2	2
19	78-020049		FLANGE LOCKNUT, 5/16 WHIZ	2	2
20	48-090210		CAPSCREW, 3/8 X 2 1/4 NC G5 PLT	1	1
21	66-010250		LOCKWASHER, 1/2" REGULAR PLT	9	9
22	68-010250		HEXNUT, 1/2 PLT	9	9
23	52-050260		SCREW, 1/2X3-1/4 NC CARR GD 5 PLT	5	5
24	03-081-284		SUB-ASSY, 36-40 LT INVERTER	1	-
	03-081-285		SUB-ASSY, 36-40 RT INVERTER	-	1
25	03-026-138		KEY, 1/4 X 1-1/4	1	1
26	03-027-428		IDLER ADJUSTMENT	1	1
27	78-020300		3/8" WHIZ NUT	2	2
28	03-080-956		BRACKET IDLER LT	1	-
	03-080-957		BRACKET IDLER RT	-	1
29	03-080-250		BOLT, IDLER PUSH	1	1
30	52-050125		CARRIAGE BOLT, 1/2 X 1 1/4 NC G5 PLT	1	1
31	62-010100		FLATWASHER, 3/8" STANDARD PLT	6	6
32	03-024-408		BUSHING, IDLER	1	1
33	03-052-091		IDLER, #50-17T SPROCKET	1	1
34	03-080-842		ROD, RATTLER ADJ	1	1
35	52-050325		CARRIAGE SCREW, 1/2 X 4 1/2 G5 PLT	2	2
36	62-010200		FLATWASHER, 1/2 STD PLT	3	3

36"- 40" LT RIGID SUPPORT
(03-081-284)

36"- 40" RT RIGID SUPPORT
(03-081-285)



**LT
INVERTER
SHOWN**

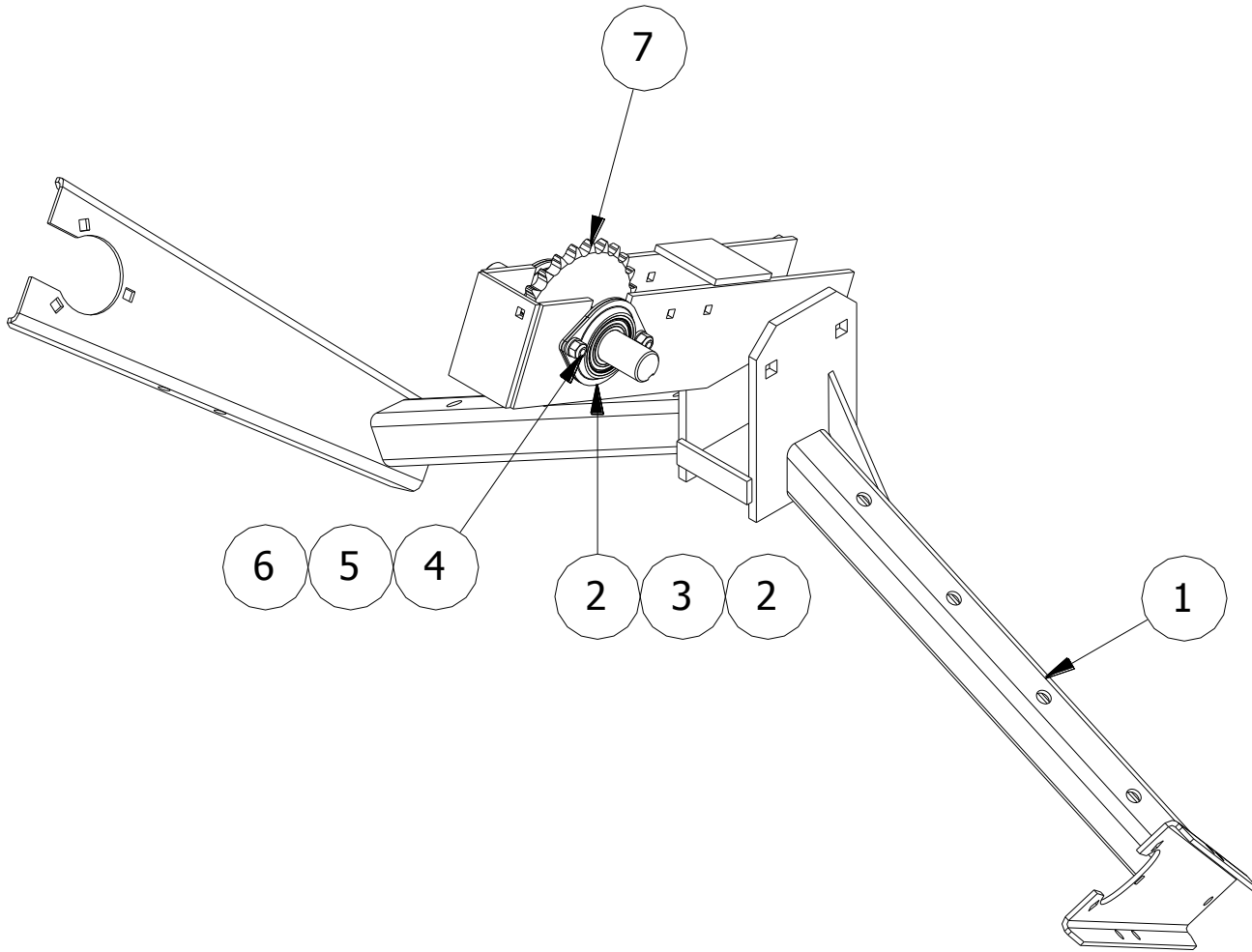
ITEM	PART NO.	SERIAL NO OR YR	DESCRIPTION	QTY	
				LT	RT
1	03-070-217		SUPPORT, LT 36-40 RIGID	1	-
	03-070-218		SUPPORT, RT 36-40 RIGID	-	1
2	03-051-022		FLANGE, 62 MST 2-HOLE	4	4
3	03-051-002		BEARING, 1 3/16 W/COLLAR	2	2
4	52-050035		CARRIAGE BOLT, 3/8 X 1 G5 PLT	4	4
5	78-020300		WHIZ NUT, 3/8	4	4
6	03-080-945		SPROCKET, FLEX DRUM	1	1

**BLANK
PAGE**

ITEM	PART NO.	SERIAL NO OR YR	DESCRIPTION	QTY
1	03-081-283		SUB-ASSY, CTR 30 INVERTER	1
2	03-055-133		U-JOINT, SINGLE 35R	2
3	70-010071		JAMNUT, 7/16 NC HEX PLT	6
4	54-010180		SETSCREW, 7/16x7/8 NC SQHD G5 PLN	2
5	54-010190		7/16x1 NC SQ HD CUPPT STSCRW GD 5	4
6	03-080-359		CYLINDER, "A" DISC	10
7	03-024-198		SPACER, '84 INVERTER DISC	8
8	03-080-412		SHAFT, LOWER CYL. '78	2
9	03-050-114		CAPSCREW, 3/8 X 20 3/8	8
10	72-010050		LOCKNUT, 3/8 STOVER GB PLT	8
11	52-050260		SCREW, 1/2X3-1/4 NC CARR GD 5 PLT	8
12	66-010250		LOCKWASHER, 1/2" REGULAR PLT	8
13	68-010250		HEXNUT, 1/2 PLT	8
14	52-050010		CARRIAGE BOLT, 5/16 X 1 NC G5 PLT	4
15	03-080-247		U JOINT SHIELD, LT.	1
16	62-010050		FLATWASHER, 5/16" STD PLT	4
17	78-020049		LOCKWASHER, 5/16 PLT	4
18	68-010100		HEXNUT, 5/16 PLT	4
19	03-080-248		SHIELD, RT. U-JOINT	1
20	48-090900		CAPSCREW_1/2 X 5 1/2 NC GD 5 PLT	2
21	80-020150		1/2" WHIZ NUT	2
22	03-051-020		FLANGE, 62 MSTR 3 HOLE	4
23	03-051-002		BEARING, 1-3/16 W/ COLLAR	2
24	52-050035		CARRAIGE BOLT, 3/8 X 1 NC G5 PLT	14
25	66-010150		LOCKWASHER, 3/8 PLT	14
26	68-010150		HEXNUT, 3/8 PLT	14
27	03-080-300		ROD, LT. LOWER BRG.COVER & GUIDE	1
28	03-080-301		ROD, RT. LOWER BRG COVER & GUIDE	1
29	03-026-042		KEY, 1/4 x 1-9/16"	2

30" CENTER INVERTER SUB-ASSEMBLY

(03-081-283)

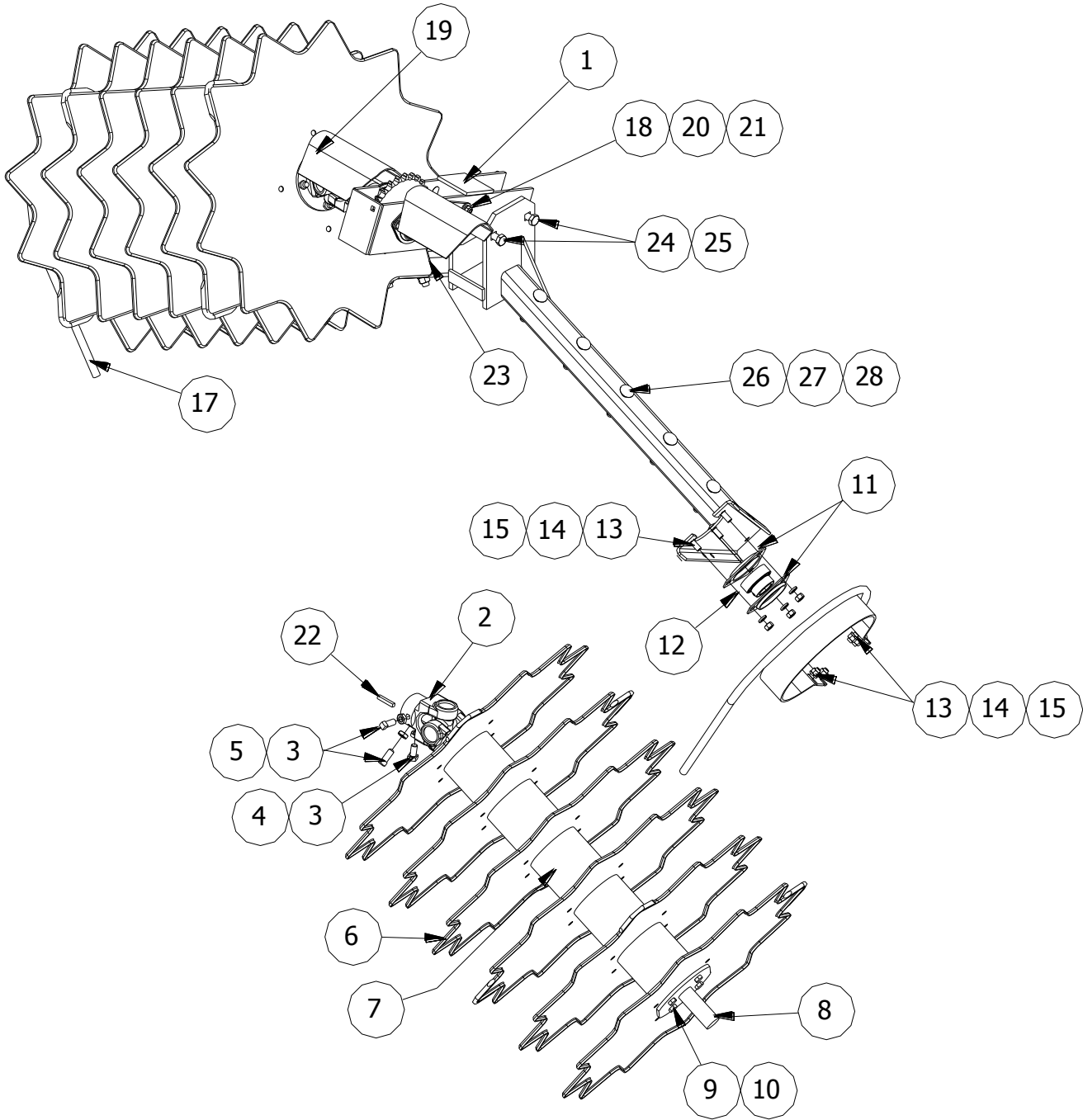


ITEM	PART NO.	SERIAL NO OR YR	DESCRIPTION	QTY
1	03-070-216		SUPPORT, CTR 30 CYL	1
2	03-051-022		FLANGE, 62 MST 2-HOLE	4
3	03-051-002		BEARING, 1 3/16 W/COLLAR	2
4	52-050035		CARRIAGE BOLT, 3/8 X 1 G5 PLT	4
5	66-010150		LOCKWASHER, 3/8 PLT	4
6	68-010150		HEXNUT, 3/8 PLT	4
7	03-080-573		DRIVE, "91 CENTER INVERTER	1

**BLANK
PAGE**

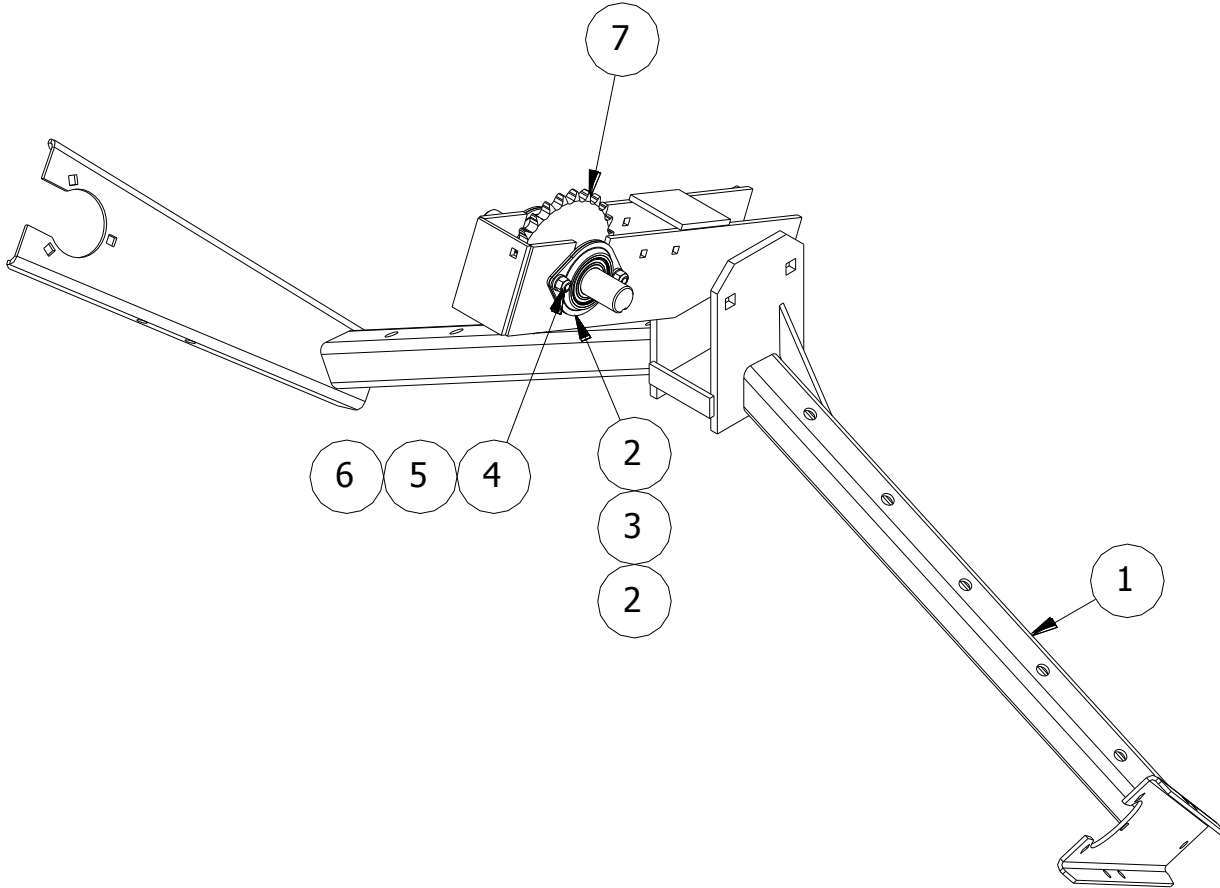
36" & 38" CENTER INVERTER W/O RODS

(03-081-292)



ITEM	PART NO.	SERIAL NO OR YR	DESCRIPTION	QTY
1	03-081-286		SUB-ASSY, CTR (36-38) INVERTER	1
2	03-055-133		U-JOINT, SINGLE 35R	2
3	70-010071		JAMNUT, 7/16 NC HEX PLT	6
4	54-010180		SETSCREW, 7/16x7/8 NC SQHD G5 PLN	2
5	54-010190		7/16x1 NC SQ HD CUPPT STSCRW GD 5	4
6	03-080-359		CYLINDER, "A" DISC	12
7	03-024-198		SPACER, '84 INVERTER DISC	10
8	03-080-412		SHAFT, LOWER CYL. '78	2
9	03-050-011		CAPSCREW, 3/8 X 25" GD 5 PLN	8
10	72-010050		LOCKNUT, 3/8 STOVER GB PLT	8
11	03-051-020		FLANGE, 62 MSTR 3 HOLE	4
12	03-051-002		BEARING, 1-3/16 W/ COLLAR	2
13	52-050035		CARRAIGE BOLT, 3/8 X 1 NC G5 PLT	14
14	66-010150		LOCKWASHER, 3/8 PLT	14
15	68-010150		HEXNUT, 3/8 PLT	14
16	03-080-300		ROD, LT. LOWER BRG.COVER & GUIDE	1
17	03-080-301		ROD, RT. LOWER BrG COVER & GUIDE	1
18	52-050010		CARRIAGE BOLT, 5/16 X 1 NC G5 PLT	4
19	03-080-248		SHIELD, RT. U-JOINT	1
20	62-010050		FLATWASHER, 5/16" STD PLT	4
21	78-020049		FLANGE LOCKNUT, 5/16 WHIZ	4
22	03-026-042		KEY, 1/4 x 1-9/16"	2
23	03-080-247		U JOINT SHIELD, LT.	1
24	48-090900		CAPSCREW_1/2 X 5 1/2 NC GD 5 PLT	2
25	80-020150		1/2" WHIZ NUT	2
26	52-050260		SCREW, 1/2X3-1/4 NC CARR GD 5 PLT	10
27	66-010250		LOCKWASHER, 1/2" REGULAR PLT	10
28	68-010250		HEXNUT, 1/2 PLT	10

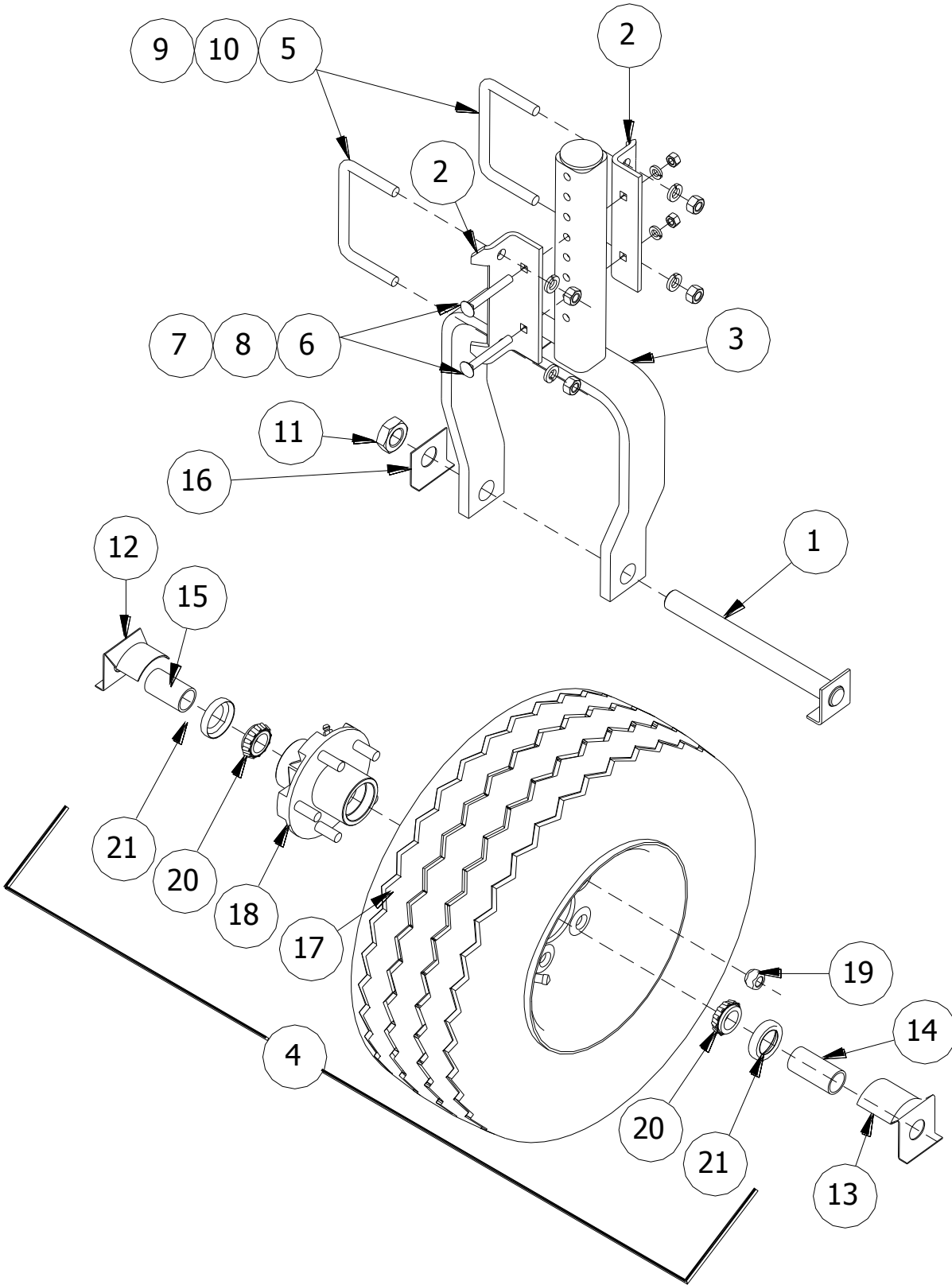
36" - 38" CENTER INVERTER SUB-ASSEMBLY
(03-081-286)



ITEM	PART NO.	SERIAL NO OR YR	DESCRIPTION	QTY
1	03-070-219		SUPPORT, CTR 36-38 CYL	1
2	03-051-022		FLANGE, 62 MST 2-HOLE	4
3	03-051-002		BEARING, 1 3/16 W/COLLAR	2
4	52-050035		CARRIAGE BOLT, 3/8 X 1 G5 PLT	4
5	66-010150		LOCKWASHER, 3/8 PLT	4
6	68-010150		HEXNUT, 3/8 PLT	4
7	03-080-573		DRIVE, "91 CENTER INVERTER	1

**BLANK
PAGE**

8 X 10 GAUGE WHEEL (03-081-088)



ITEM	PART NO.	SERIAL NO OR YR	DESCRIPTION	QTY
1	03-080-507		AXLE, 8X10 WHEEL	1
2	03-027-044		BRACKET, WHEEL POST	2
3	03-080-060		WHEEL FORK, 8 X 10	1
4	03-081-077		ASSEMBLY, 8X10 WHEEL & HUB	1
5	03-050-001		U-BOLT, WHEEL POST	2
6	52-050100		CARRIAGE BOLT, 3/8 X 3 NC G5 PLT	2
7	68-010150		HEXNUT, 3/8 PLT	2
8	66-010150		LOCKWASHER, 3/8 PLT	2
9	68-010250		HEXNUT, 1/2 PLT	4
10	66-010250		LOCKWASHER, 1/2" REGULAR PLT	4
11	70-010250		NUT, 1" NC HEX JAM	1
12	03-027-252		SHIELD, 8 X 10 SHORT GA WHEEL	1
13	03-027-161		SHIELD, 8 X 10 BEARING	1
14	02-024-005		8 X 10 SPACER (LONG)	1
15	02-024-004		8 X 10 SPACER (SHORT)	1
16	11-027-014		PLATE, NUT STOP	1

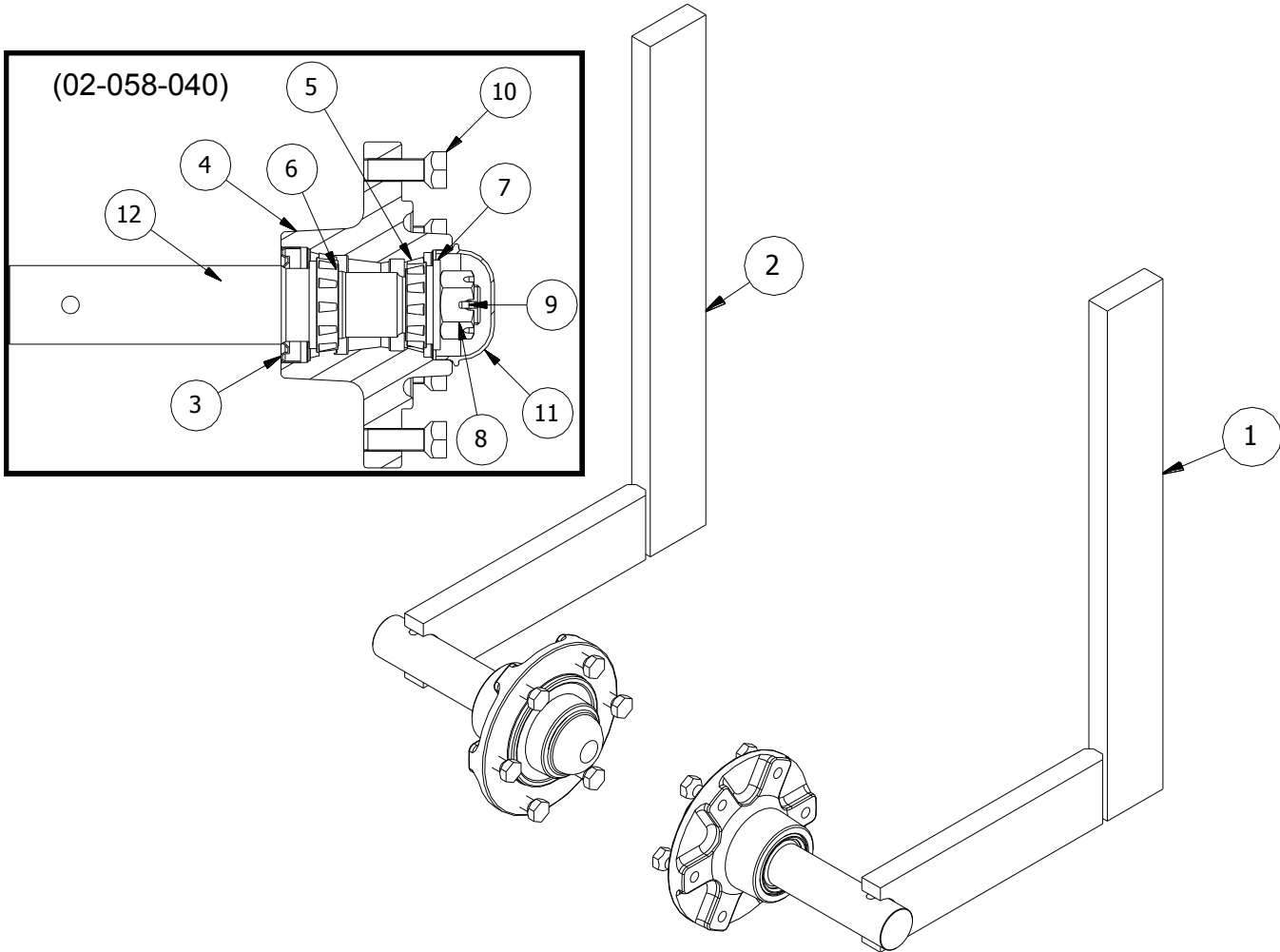
8 X 10 GAUGE WHEEL & HUB ASSEMBLY

(03-081-077) (ITEM #4)

ITEM	PART NO.	SERIAL NO OR YR	DESCRIPTION	QTY
17	03-058-007		TIRE, 8 X 10 TUBELESS W/WHEEL	1
18	02-058-017		HUB, ASSEMBLY W/CUPS	1
19	02-058-036		NUT, WHEEL	5
20	02-051-015		CONE, BEARING	2
21	02-59-007		SEAL	2

INVERTER GAUGE WHEEL ARM

(03-082-326)

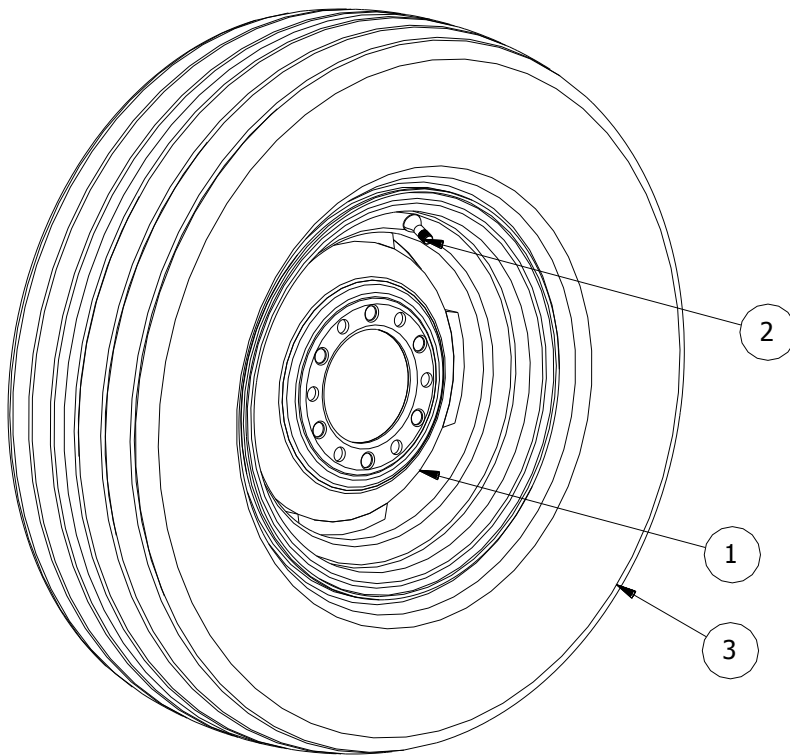


ITEM	PART NO.	SERIAL NO OR YR	DESCRIPTION	QTY
1	03-070-220		ARM, LT INVERTER GAUGE WHEEL	1
2	03-070-221		ARM, RT INVERTER GAUGE WHEEL	1

Q-888 HUB & 10 1/2 SPINDLE

(02-058-040)

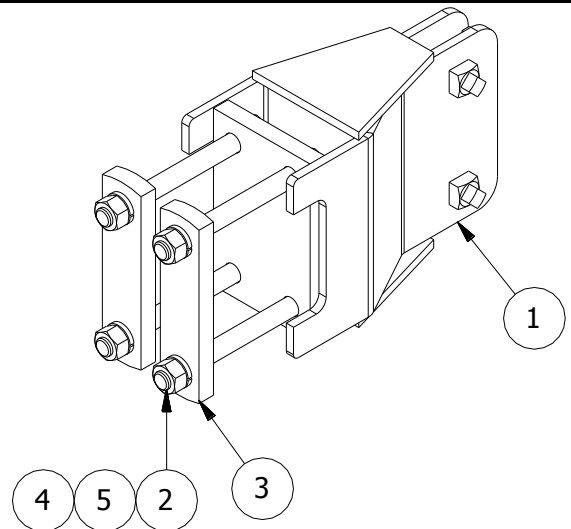
ITEM	PART NO.	SERIAL NO OR YR	DESCRIPTION	QTY
3	02-056-011		SEAL	1
4	02-058-033		HUB, Q-888 W/CUPS	1
5	02-051-006		CONE, OUTER BEARING	1
6	02-051-041		CONE, INNER BEARING	1
7	02-050-019		WASHER, 15/16 ID X 2 OD	1
8	68-030050		SLOTTED NUT, 7/8 NF PLN	1
9	76-010050		COTTER PIN, 5/32 X 1 1/4	1
10	02-058-004		WHEEL BOLT, 1/2 X 20 UNF	6
11	02-058-005		DUST CAP	1
12	02-058-041		SPINDLE	1



9.5L-15 TIRE & RIM
(55-082-026)

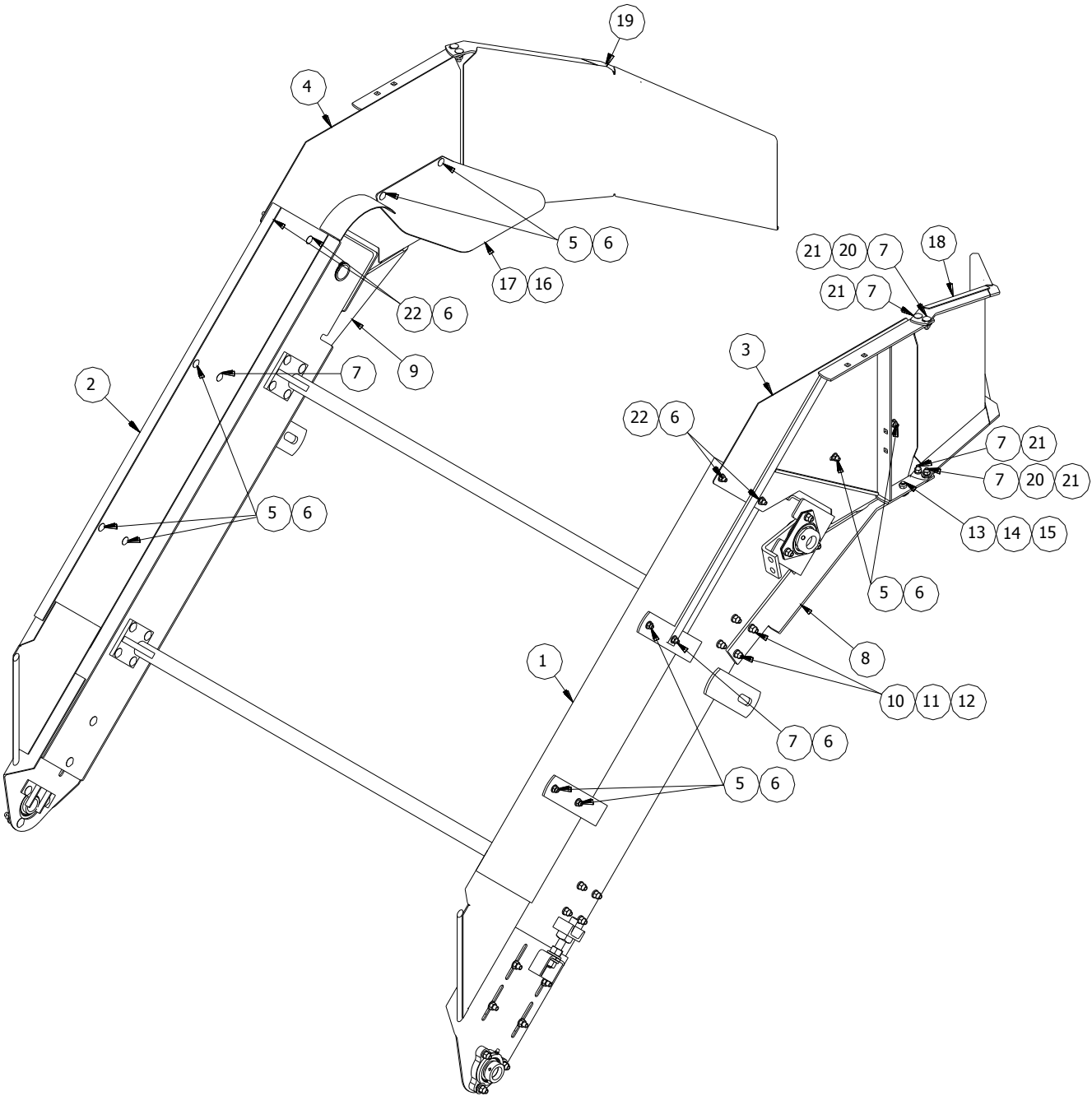
ITEM	PART NO.	SERIAL NO OR YR	DESCRIPTION	QTY
1	02-058-008		WHEEL, 15 X 6	1
2	18-050-021		STEM, VALVE	1
3	42-058-005		TIRE (9.5L-15SL)	1

8R GAUGE WHEEL BRACKET
(03-082-297)



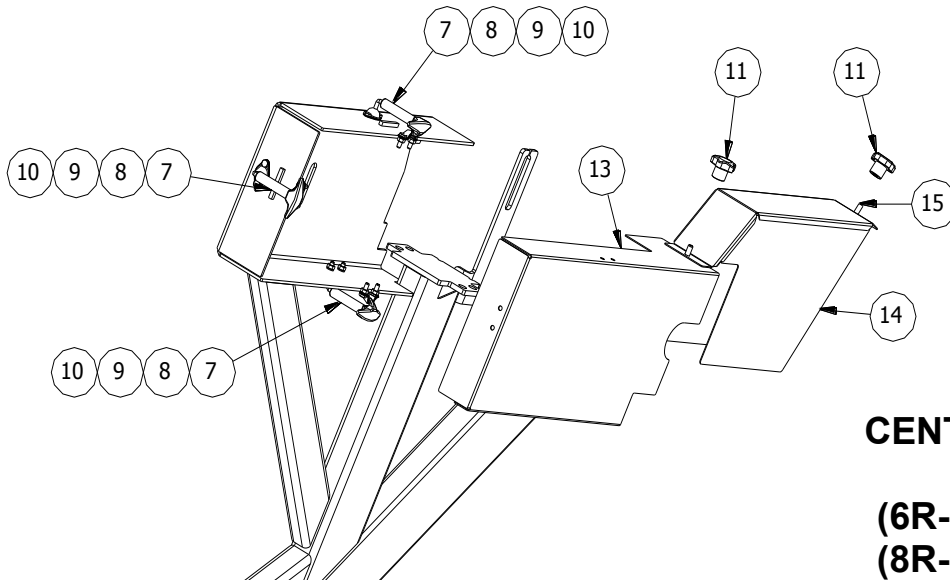
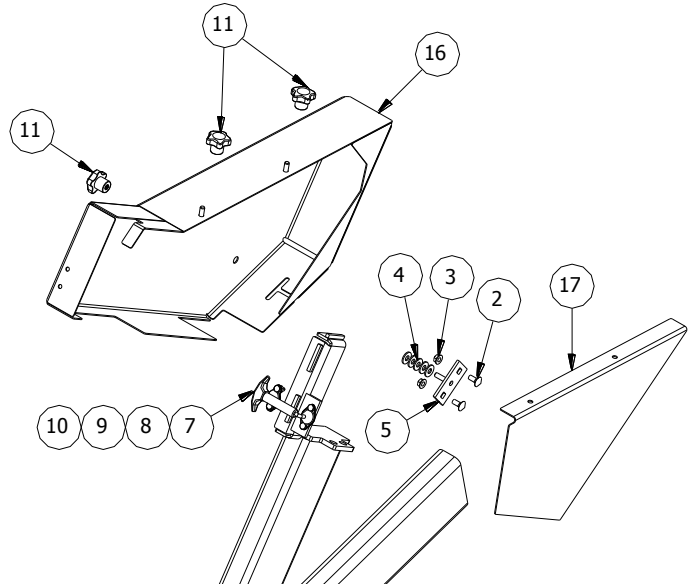
ITEM	PART NO.	SERIAL NO OR YR	DESCRIPTION	QTY
1	03-070-042		OFFSET BRACKET, 2010	1
2	48-100075		CAPSCREW, 3/4X 7 1/2 NC HX HD GD 5 P	4
3	36-023-027		CLAMP, COULTER BRACKET	2
4	66-010350		LOCKWASHER, 3/4 PLT	4
5	68-010350		HEXNUT, 3/4 PLT	4

LT & RT FENDERS

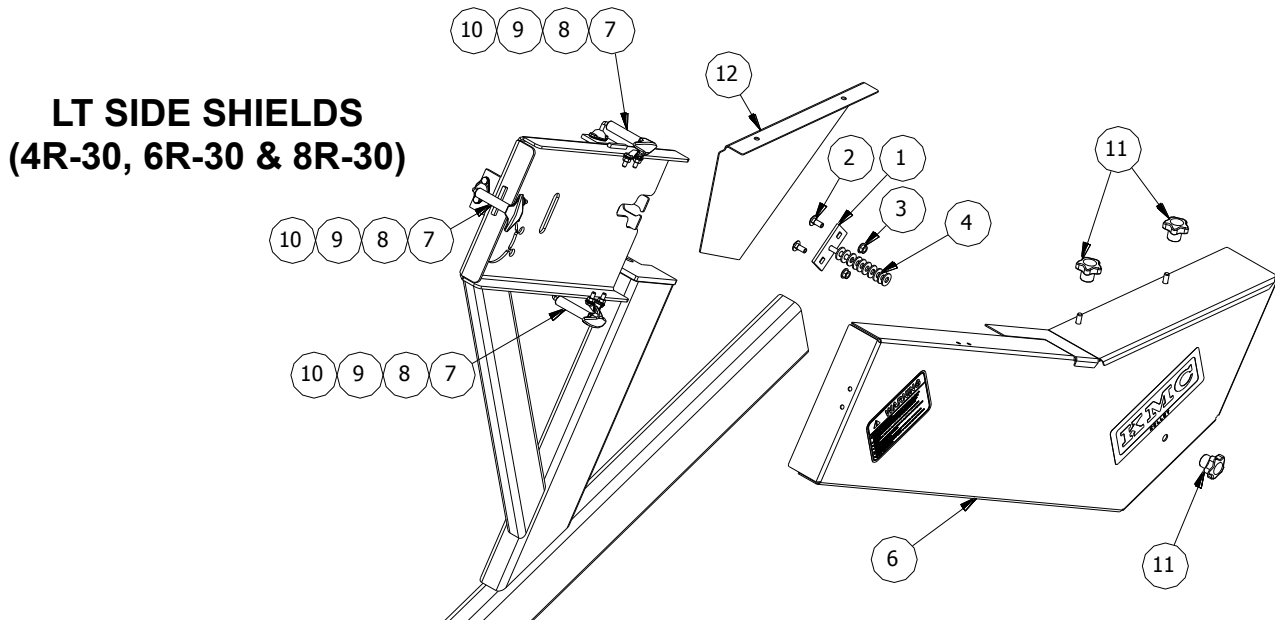


ITEM	PART NO.	SERIAL NO OR YR	DESCRIPTION	QTY
1	03-027-577		FENDER, 2015 LT SIDE	1
2	03-027-578		FENDER, 2015 RT SIDE	1
3	03-070-194		FENDER, 2015 LT REAR	1
4	03-070-195		FENDER, 2015 RT REAR	1
5	52-050005		CARRIAGE BOLT, 5/16 X 3/4 NC GD 5 PLT	10
6	78-020049		5/16" WHIZ NUT	16
7	52-050010		CARRIAGE BOLT, 5/16 X 1 NC G5 PLT	10
8	03-027-552		BRACE, 2015 LT REAR FENDER	1
9	03-027-553		BRACE, 2015 RT REAR FENDER	1
10	52-050045		CARRIAGE BOLT, 3/8 X 1 1/2 NC G5 PLT	4
11	66-010150		LOCKWASHER, 3/8 PLT	4
12	68-010150		HEXNUT, 3/8 PLT	4
13	48-090100		CAPSCREW, 3/8 X 1 GD5	2
14	62-010100		FLATWASHER, 3/8" STANDARD PLT	2
15	72-010050		LOCKNUT, 3/8 STOVER GB PLT	2
16	03-027-454		SHIELD, SLANT REAR LT	1
17	03-027-455		SHIELD, SLANT REAR RT	1
18	03-080-563		SHIELD, LT ADJUSTMENT	1
19	03-080-564		SHIELD, RT ADJUSTMENT	1
20	62-010050		FLATWASHER, 5/16" STD PLT	4
21	78-020049		FLANGE LOCKNUT, 5/16 WHIZ	8
22	48-090043		CAPSCREW, 5/16 X 3/4 G5 PLT	4

**RT SIDE SHIELDS
(4R-30, 6R-30 & 8R-30)**

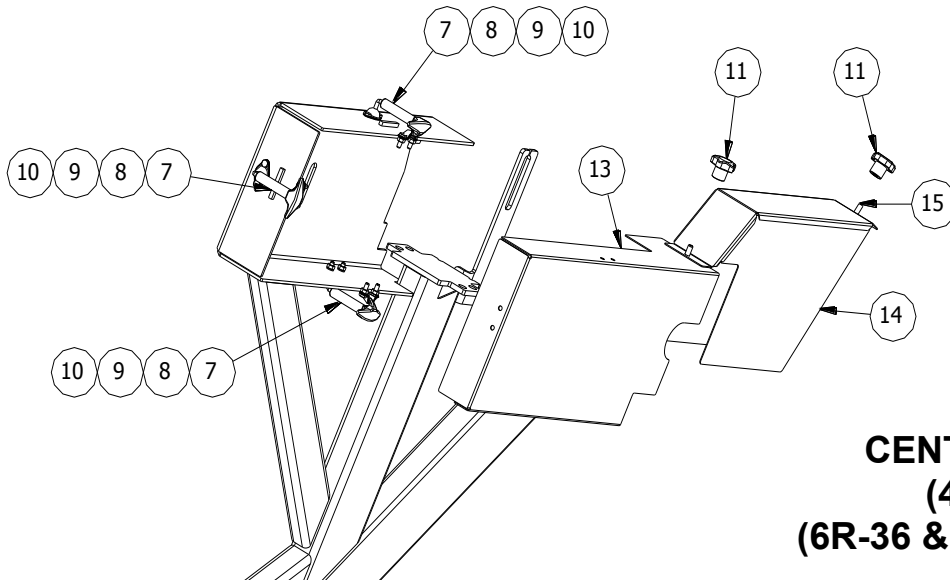
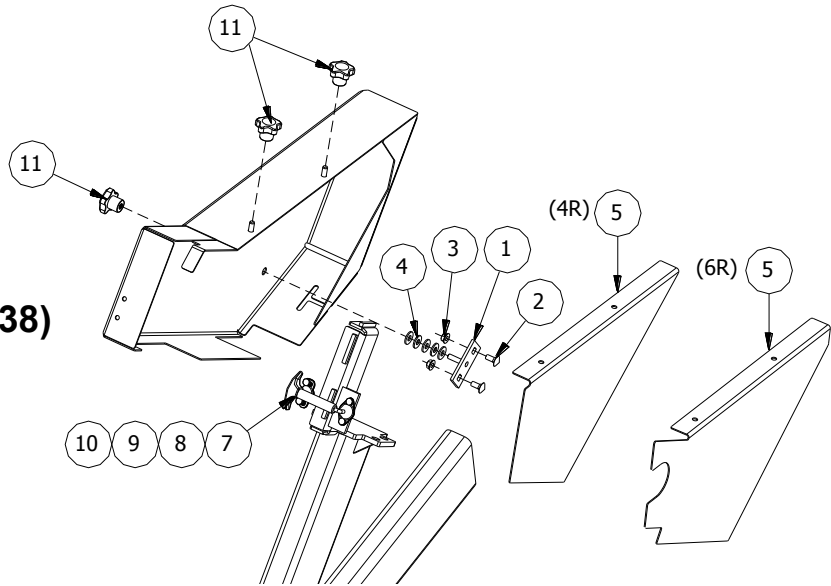


**CENTER SHIELDS
(4R-30)
(6R-30) (2 Places)
(8R-30) (3 Places)**



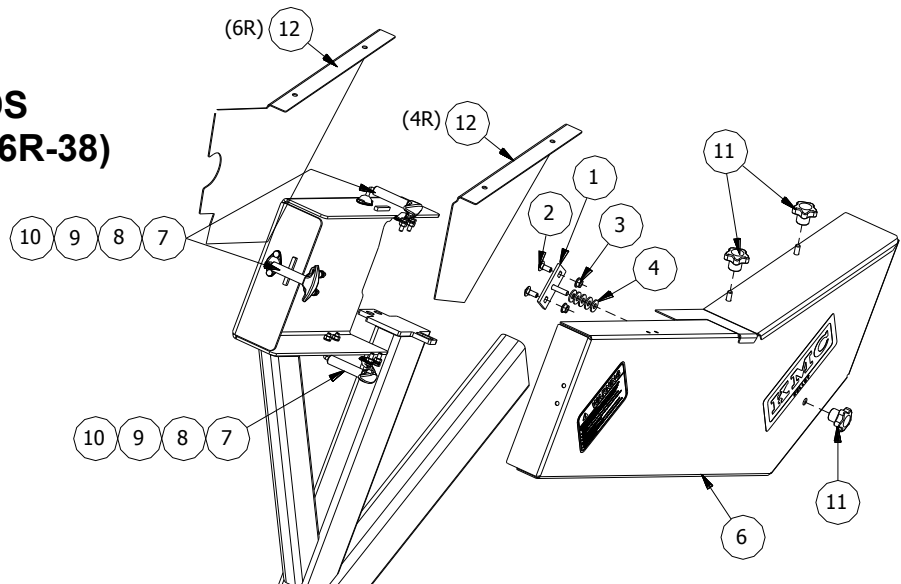
ITEM	PART NO.	SERIAL NO OR YR	DESCRIPTION	QTY		
				4R	6R	8R
1	03-070-197		BRACKET, OUTSIDE SHIELD LONG	1	1	1
2	52-050005		CARRIAGE BOLT, 5/16 X 3/4 GD 5	4	4	4
3	78-020049		5/16" WHIZ NUT	4	4	4
4	62-010050		FLATWASHER, 5/16" STD PLT	15	15	15
5	03-070-196		BRKT, OUTSIDE SHIELD SHORT	1	1	1
6	03-070-281		SHIELD, LT 30" DRIVE	1	1	1
7	33-050-279		LATCH, TOP DOOR	7	10	13
8	48-090010		CAPSCREW, 1/4 X 3/4 NC G5 PLT	28	40	52
9	66-010050		LOCKWASHER, 1/4 PLT	28	40	52
10	68-010050		HEXNUT, 1/4 PLT	28	40	52
11	33-050-479		KNOB, 5/16-18 PLASTIC	8	10	12
12	03-027-633		SHIELD, 30" & 4R(36-38) LT INSIDE	1	1	1
13	03-070-201		SHIELD, 4R & 38" CTR MOTOR	1	-	-
	03-070-202		SHIELD, 6R & 8R NAR CTR MOTOR	-	1	1
	03-070-203		SHIELD, 6R & 8R WIDE CTR MOTOR	-	1	2
14	03-070-205		SHIELD, NARROW CTR CHAIN	-	1	1
	03-070-206		SHIELD, WIDE CTR CHAIN	1	1	2
15	52-050010		CARRIAGE BOLT, 5/16 X 1 NC G5	1	2	3
16	03-070-282		SHIELD, RT DRIVE	1	1	1
17	03-027-631		SHIELD, 30" & 4R(36-38) RT INSIDE	1	1	1

**RT SIDE SHIELDS
(4R-(36-38), 6R-36 & 6R-38)**



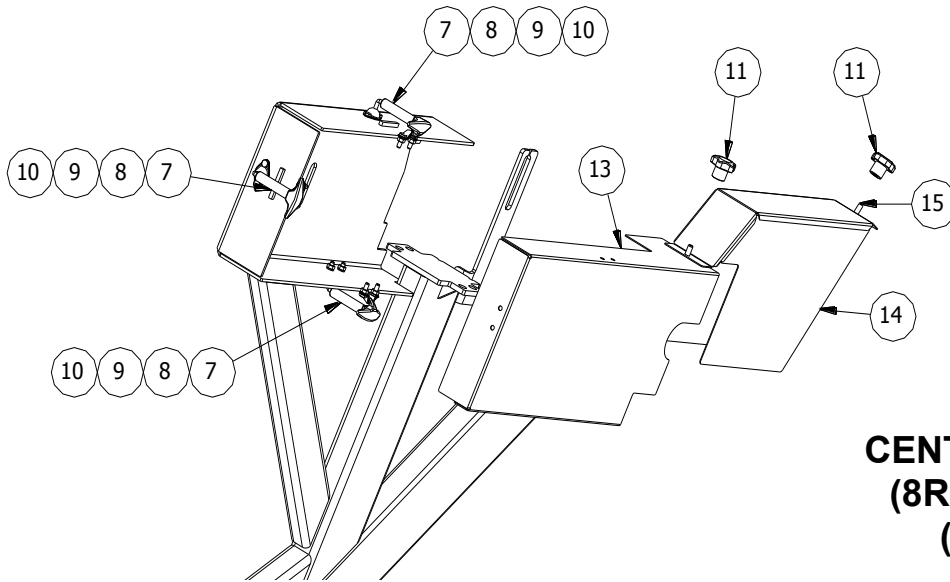
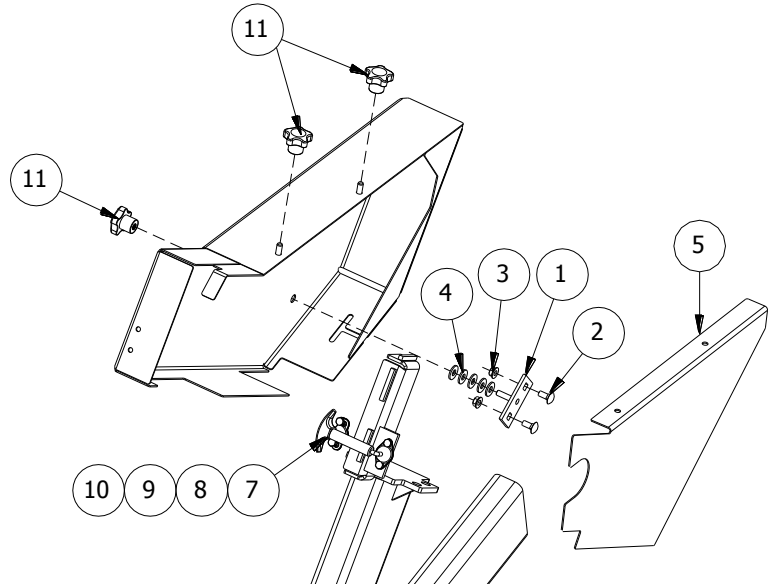
**CENTER SHIELDS
(4R-(36-38),
(6R-36 & 6R-38) (2 Places)**

**LT SIDE SHIELDS
(4R-(36-38), 6R-36 & 6R-38)**



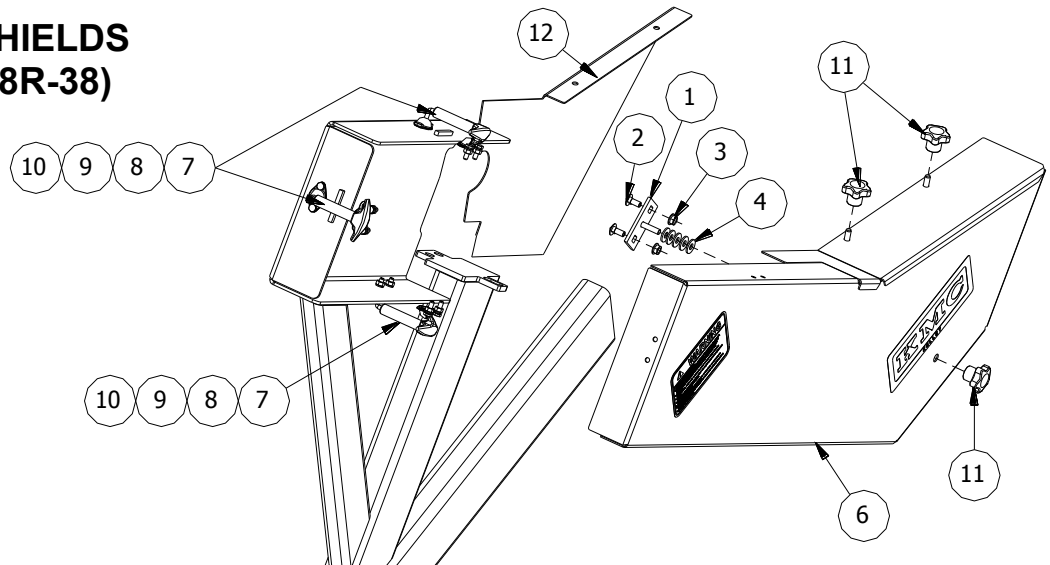
ITEM	PART NO.	SERIAL NO OR YR	DESCRIPTION	QTY		
				4R	6R	
					36"	38"
1	03-070-196		BRKT, OUTSIDE SHIELD SHORT	2	2	2
2	52-050005		CARRIAGE BOLT, 5/16 X 3/4 GD 5	4	4	4
3	78-020049		5/16" WHIZ NUT	4	4	4
4	62-010050		FLATWASHER, 5/16" STD PLT	10	10	10
5	03-027-631		SHIELD, 30" & 4R(36-38) RT INSIDE	1	-	-
	03-027-596		SHIELD, RT (36-40) INSIDE	-	1	1
6	03-070-280		SHIELD, LT (36-38) DRIVE	1	1	1
7	33-050-279		LATCH, TOP DOOR	7	10	10
8	48-090010		CAPSCREW, 1/4 X 3/4 NC G5 PLT	28	40	40
9	66-010050		LOCKWASHER, 1/4 PLT	28	40	40
10	68-010050		HEXNUT, 1/4 PLT	28	40	40
11	33-050-479		KNOB, 5/16-18 PLASTIC	8	10	10
12	03-027-633		SHIELD, 30" & 4R(36-38) LT INSIDE	1	-	-
	03-027-590		SHIELD, LT (36-40) INSIDE	-	1	1
13	03-070-201		SHIELD, 4R & 38" CTR MOTOR	1	-	2
	03-070-203	(LT SIDE)	SHIELD, 6R & 8R WIDE CTR MOTOR	-	1	-
	03-070-202	(RT SIDE)	SHIELD, 6R & 8R NAR CTR MOTOR	-	1	-
14	03-070-206	(LT SIDE)	SHIELD, WIDE CTR CHAIN	1	1	2
	03-070-205	(RT SIDE)	SHIELD, NARROW CTR CHAIN	-	1	-
15	52-050010		CARRIAGE BOLT, 5/16 X 1 NC G5 P	1	2	2
16	03-070-282		SHIELD, RT DRIVE	1	1	1

**RT SIDE SHIELDS
(8R-36 & 8R-38)**



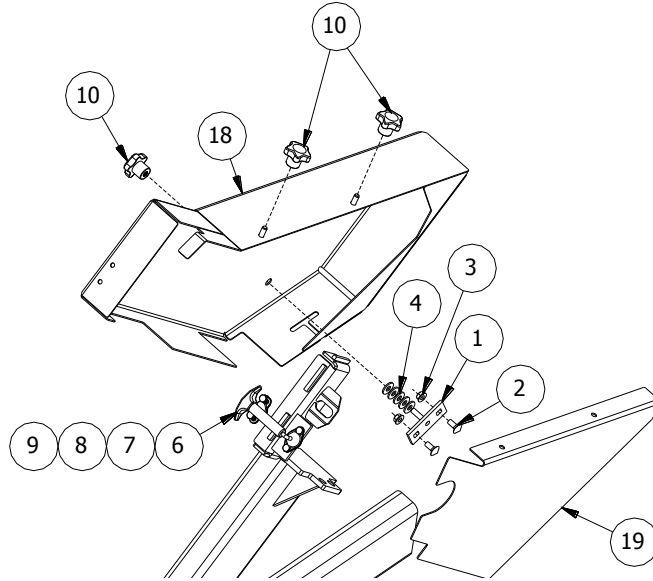
**CENTER SHIELDS
(8R-36 & 8R-38)
(3 Places)**

**LT SIDE SHIELDS
(8R-36 & 8R-38)**

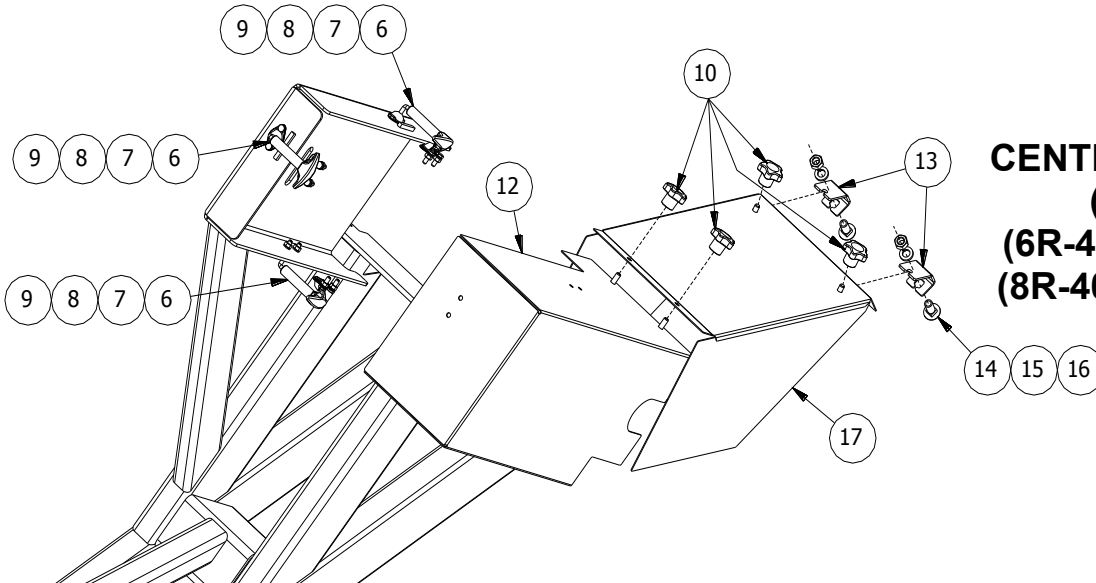


ITEM	PART NO.	SERIAL NO OR YR	DESCRIPTION	QTY	
				36"	38"
1	03-070-196		BRKT, OUTSIDE SHIELD SHORT	2	2
2	52-050005		CARRIAGE BOLT, 5/16 X 3/4 GD 5	4	4
3	78-020049		5/16" WHIZ NUT	4	4
4	62-010050		FLATWASHER, 5/16" STD PLT	10	10
5	03-027-596		SHIELD, RT (36-40) INSIDE	1	1
6	03-070-280		SHIELD, LT (36-38) DRIVE	1	1
7	33-050-279		LATCH, TOP DOOR	13	13
8	48-090010		CAPSCREW, 1/4 X 3/4 NC G5 PLT	52	52
9	66-010050		LOCKWASHER, 1/4 PLT	52	52
10	68-010050		HEXNUT, 1/4 PLT	52	52
11	33-050-479		KNOB, 5/16-18 PLASTIC	12	12
12	03-027-590		SHIELD, LT (36-40) INSIDE	1	1
13	03-070-201		SHIELD, 4R & 38" CTR MOTOR	-	3
	03-070-203		SHIELD, 6R & 8R WIDE CTR MOTOR	2	-
	03-070-202		SHIELD, 6R & 8R NAR CTR MOTOR	1	-
14	03-070-206		SHIELD, WIDE CTR CHAIN	2	3
	03-070-205		SHIELD, NARROW CTR CHAIN	1	-
15	52-050010		CARRIAGE BOLT, 5/16 X 1 NC G5 P	3	3
16	03-070-282		SHIELD, RT DRIVE	1	1

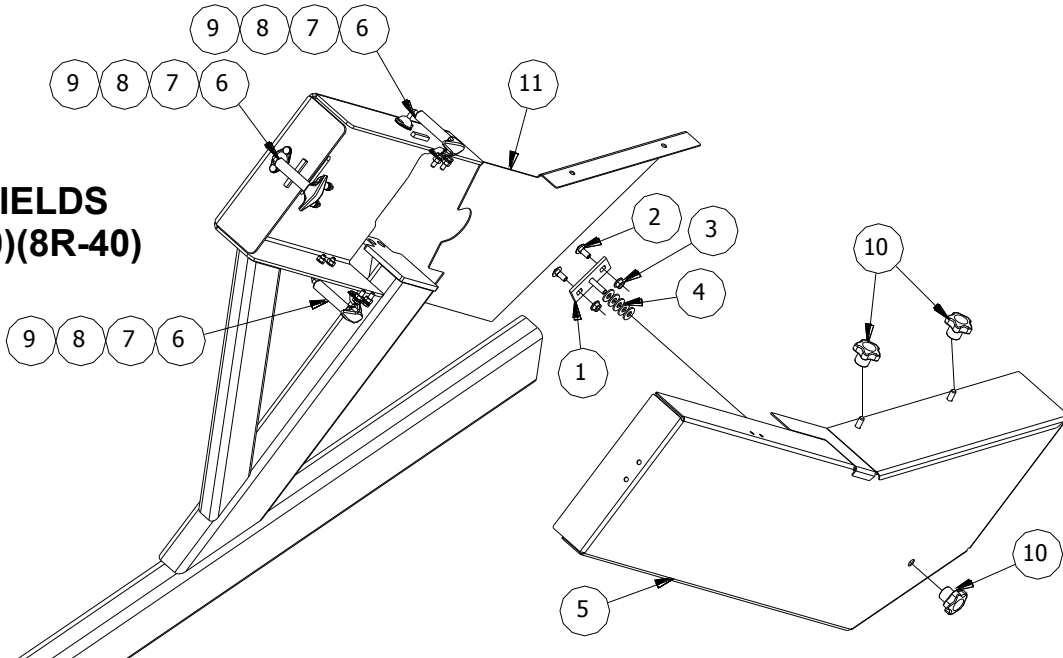
**RT SIDE SHIELDS
(4R-40)(6R-40)(8R-40)**



**CENTER SHIELDS
(4R-40)
(6R-40)(2 Places)
(8R-40) (3 Places)**



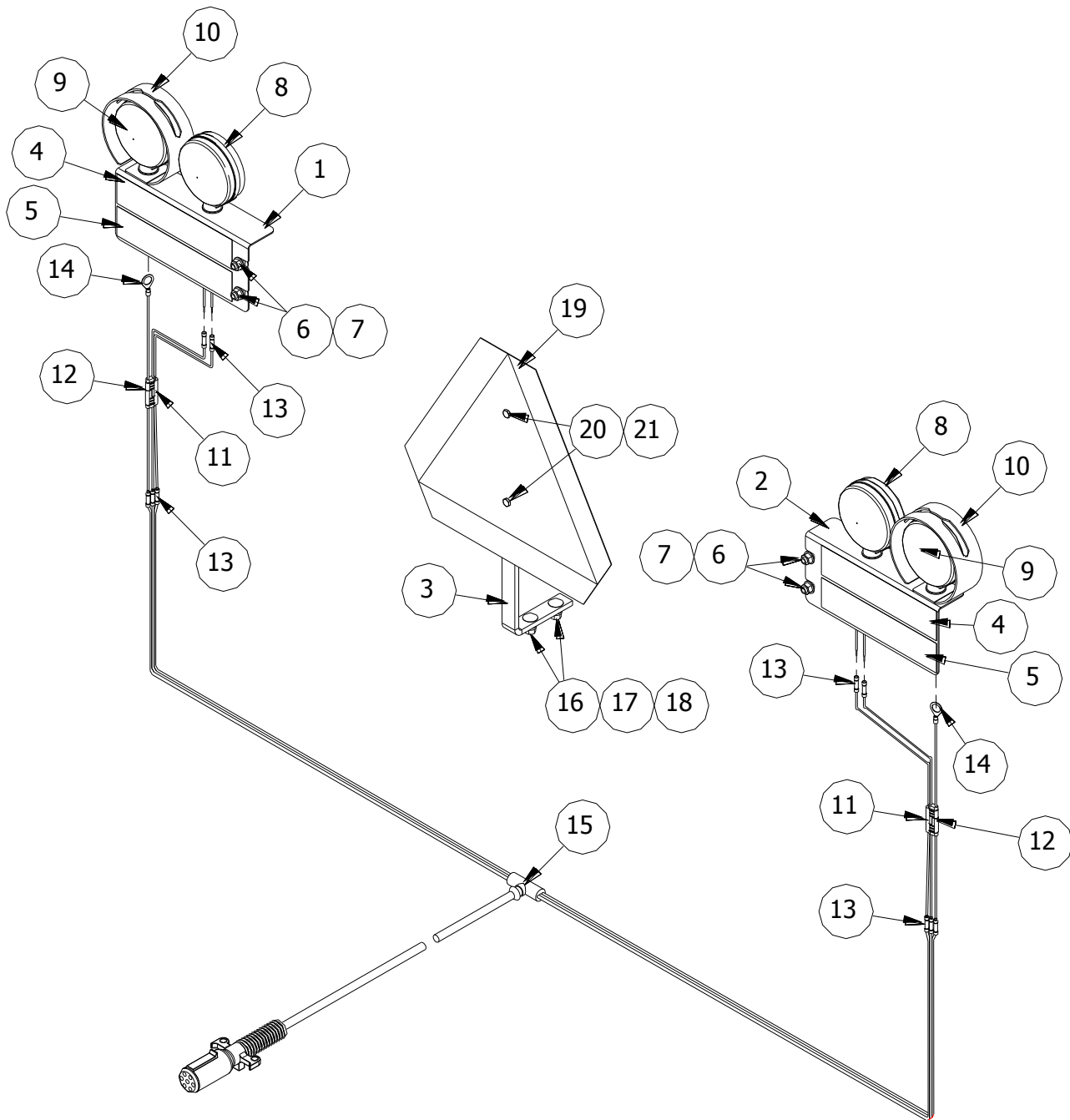
**LT SIDE SHIELDS
(4R-40)(6R-40)(8R-40)**



ITEM	PART NO.	SERIAL NO OR YR	DESCRIPTION	QTY		
				4R	6R	8R
1	03-070-196		BRACKET, OUTSIDE SHIELD SHORT	2	2	2
2	52-050005		CARRIAGE BOLT, 5/16 X 3/4 GD 5	4	4	4
3	78-020049		5/16" WHIZ NUT	4	4	4
4	62-010050		FLATWASHER, 5/16" STD PLT	10	10	10
5	03-070-280		SHIELD, LT (36-40) DRIVE	1	1	1
6	33-050-279		LATCH, TOP DOOR	7	10	13
7	48-090010		CAPSCREW, 1/4 X 3/4 NC G5 PLT	28	40	52
8	66-010050		LOCKWASHER, 1/4 PLT	28	40	52
9	68-010050		HEXNUT, 1/4 PLT	28	40	52
10	33-050-479		KNOB, 5/16-18 PLASTIC	10	14	18
11	03-027-590		SHIELD, LT (36-40) INSIDE	1	1	1
12	03-070-204		SHIELD, 40" CTR MOTOR	1	2	3
13	03-070-208		SUPPORT, 40" CTR SHIELD	2	4	6
14	52-050125		CARRIAGE BOLT, 1/2 X 1 1/4 NC G5	2	4	6
15	66-010250		LOCKWASHER, 1/2" REGULAR PLT	2	4	6
16	68-010250		HEXNUT, 1/2 PLT	2	4	6
17	03-070-207		SHIELD, 40" CTR CHAIN	1	2	3
18	03-070-282		SHIELD, RT DRIVE	1	1	1
19	03-027-596		SHIELD, RT (36-40) INSIDE	1	1	1

4R LIGHT KIT W/BRACKETS

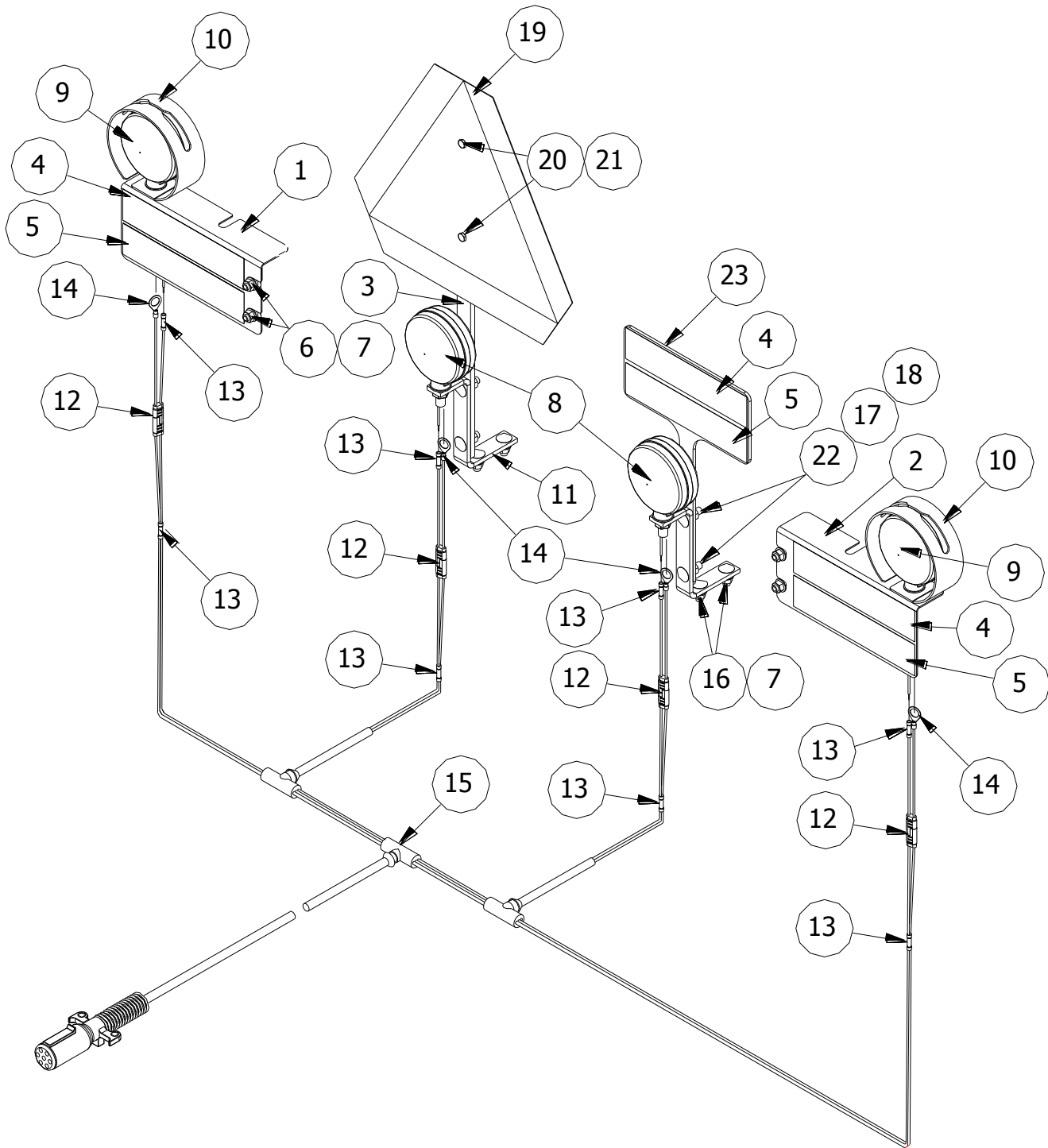
(03-081-303)



ITEM	PART NO.	SERIAL NO OR YR	DESCRIPTION	QTY
1	03-027-612		BRACKET, LT RIGID LIGHT	1
2	03-027-613		BRACKET, RT RIGID LIGHT	1
3	03-033-086		BRACKET, 2R & 4R SMV MOUNT	1
4	33-050-266		STRIP, RED REFLECTOR	2
5	33-050-267		STRIP, ORANGE FLUORESCENT	2
6	52-050033		CARRIAGE BOLT, 3/8 X 3/4 NC G5 PLT	4
7	78-020300		3/8" WHIZ NUT	4
8	03-062-001		LIGHT, SINGLE RED	2
9	33-062-069		LIGHT, DOUBLE AMBER	2
10	03-027-625		SHIELD, DSI LIGHT	2
11	33-062-071		PLUG, SINGLE	2
12	33-062-072		PLUG, DOUBLE	2
13	33-062-006		CONNECTOR, BUTT	10
14	33-062-070		RING TERMINAL, 1/2"	2
15	03-062-002		HARNESS, 4R WIRING	1
16	52-050035		CARRAIGE BOLT, 3/8 X 1 NC G5 PLT	2
17	66-010150		LOCKWASHER, 3/8 PLT	2
18	68-010150		HEXNUT, 3/8 PLT	2
19	03-050-068		EMBLEM, SMV	1
20	48-090005		CAPSCREW, 1/4 X 5/8 GD 5 PLT	2
21	78-020040		1/4" WHIZ NUT	2

6R LIGHT KIT W/BRACKETS

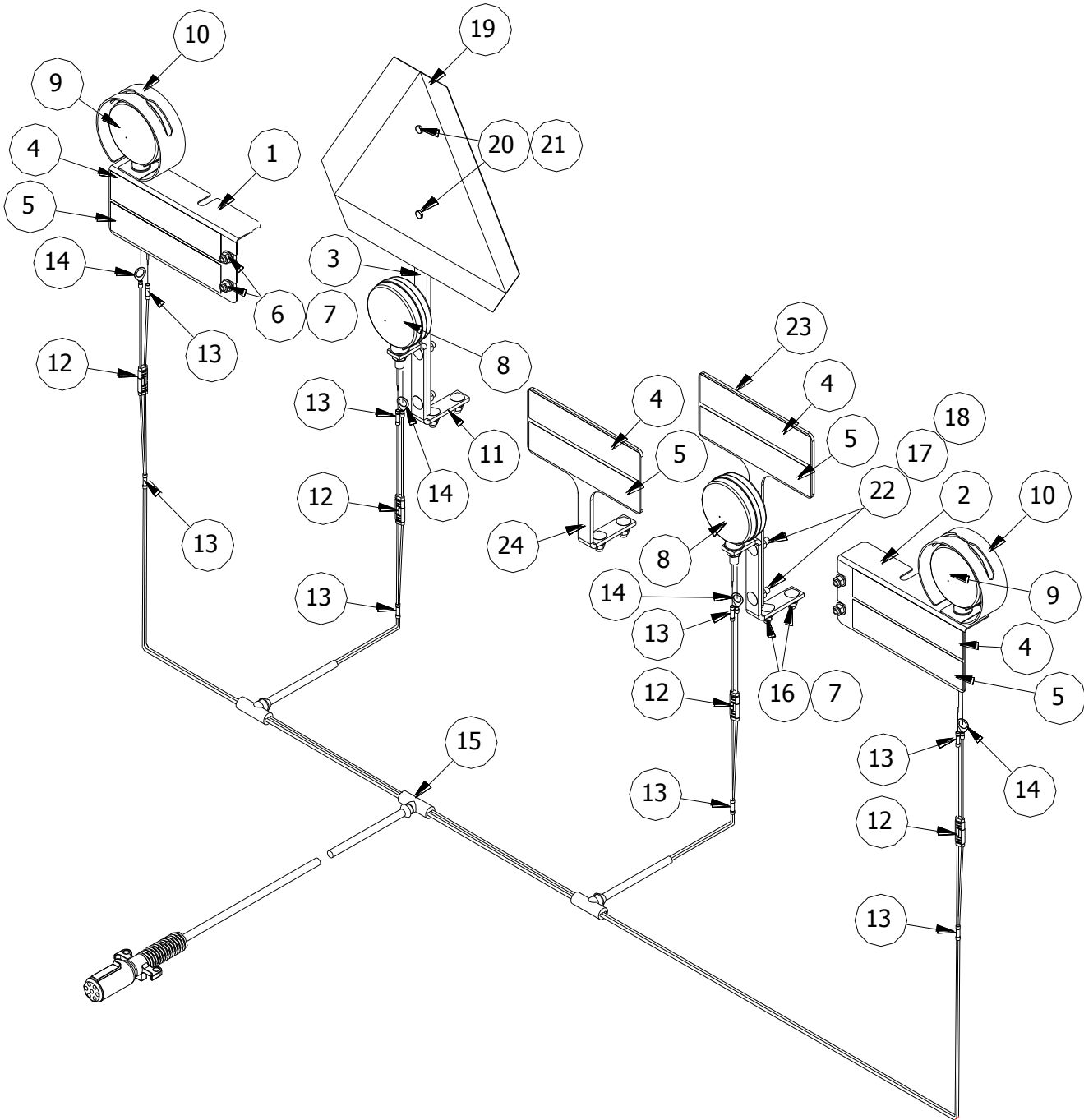
(03-081-304)



ITEM	PART NO.	SERIAL NO OR YR	DESCRIPTION	QTY
1	03-027-612		BRACKET, LT RIGID LIGHT	1
2	03-027-613		BRACKET, RT RIGID LIGHT	1
3	03-23-919		MOUNT, FLEX SMV	1
4	33-050-266		STRIP, RED REFLECTOR	3
5	33-050-267		STRIP, ORANGE FLUORESCENT	3
6	52-050033		CARRIAGE BOLT, 3/8 X 3/4 NC G5 PLT	4
7	78-020300		3/8" WHIZ NUT	8
8	03-062-001		LIGHT, SINGLE RED	2
9	33-062-069		LIGHT, DOUBLE AMBER	2
10	03-027-625		SHIELD, DSI LIGHT	2
11	03-023-920		BRACKET, FLEX LIGHT	2
12	33-062-072		PLUG, DOUBLE	4
13	33-062-006		CONNECTOR, BUTT	12
14	33-062-070		RING TERMINAL, 1/2"	4
15	03-062-003		HARNESS, 6R WIRING	1
16	52-050035		CARRAIGE BOLT, 3/8 X 1 NC G5 PLT	4
17	66-010150		LOCKWASHER, 3/8 PLT	4
18	68-010150		HEXNUT, 3/8 PLT	4
19	03-050-068		EMBLEM, SMV	1
20	48-090005		CAPSCREW, 1/4 X 5/8 GD 5 PLT	2
21	78-020040		1/4" WHIZ NUT	2
22	52-050040		CARRIAGE BOLT, 3/8 X 1 1/4 G5 PLT	4
23	03-027-615		PLATE, REFLECTIVE STRIP	1

8R LIGHT KIT W/BRACKETS

(03-081-305)



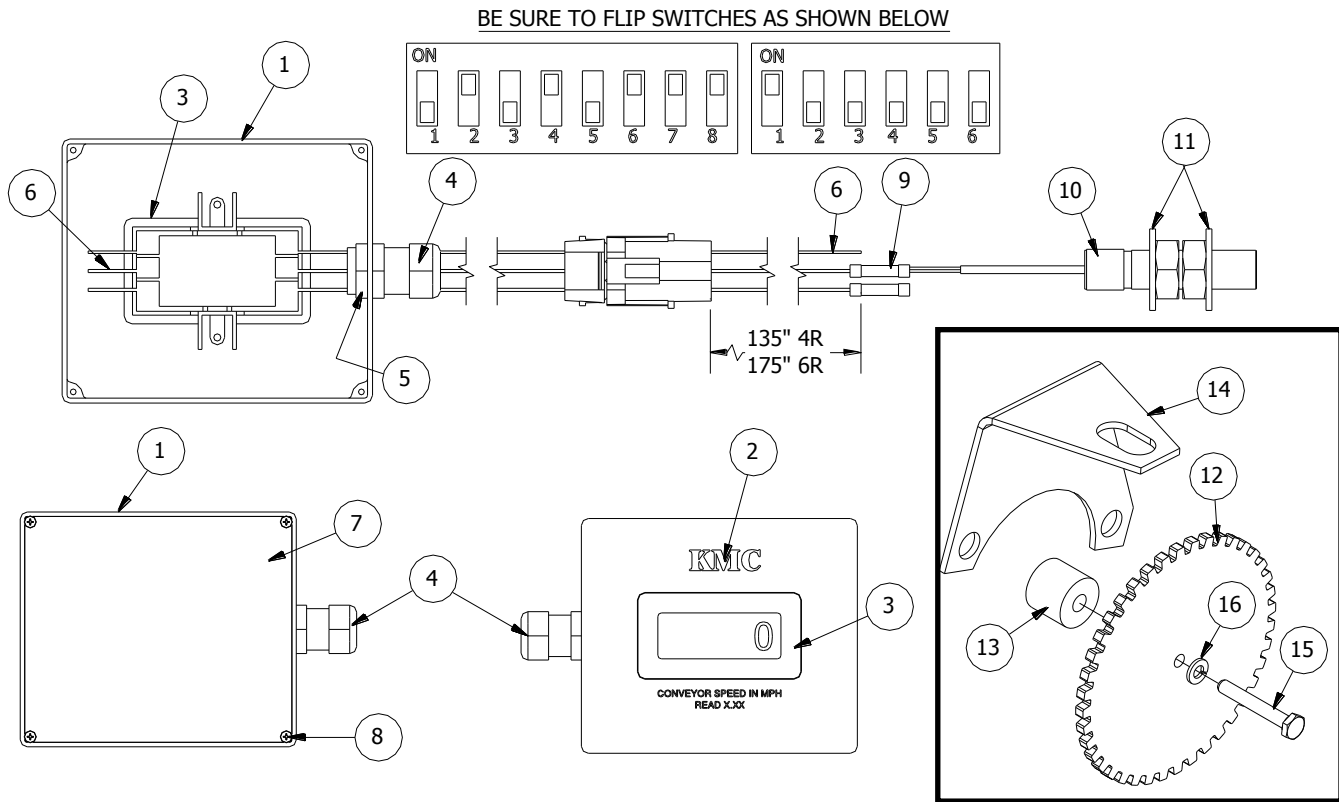
ITEM	PART NO.	SERIAL NO OR YR	DESCRIPTION	QTY
1	03-027-612		BRACKET, LT RIGID LIGHT	1
2	03-027-613		BRACKET, RT RIGID LIGHT	1
3	03-023-919		MOUNT, FLEX SMV	1
4	33-050-266		STRIP, RED REFLECTOR	4
5	33-050-267		STRIP, ORANGE FLUORESCENT	4
6	52-050033		CARRIAGE BOLT, 3/8 X 3/4 NC G5 PLT	4
7	78-020300		3/8" WHIZ NUT	10
8	03-062-001		LIGHT, SINGLE RED	2
9	33-062-069		LIGHT, DOUBLE AMBER	2
10	03-027-625		SHIELD, DSI LIGHT	2
11	03-023-920		BRACKET, FLEX LIGHT	2
12	33-062-072		PLUG, DOUBLE	4
13	33-062-006		CONNECTOR, BUTT	12
14	33-062-070		RING TERMINAL, 1/2"	4
15	03-062-004		HARNESS, 8R WIRING	1
16	52-050035		CARRIAGE BOLT, 3/8 X 1 NC G5 PLT	6
17	66-010150		LOCKWASHER, 3/8 PLT	4
18	68-010150		HEXNUT, 3/8 PLT	4
19	03-050-068		EMBLEM, SMV	1
20	48-090005		CAPSCREW, 1/4 X 5/8 GD 5 PLT	2
21	78-020040		1/4" WHIZ NUT	2
22	52-050040		CARRIAGE BOLT, 3/8 X 1 1/4 G5 PLT	4
23	03-027-615		PLATE, REFLECTIVE STRIP	1
24	03-027-616		BRACKET, REFLECTIVE STRIP	1

4R DSI SHAFT TACH

(03-081-307)

6R DSI SHAFT TACH

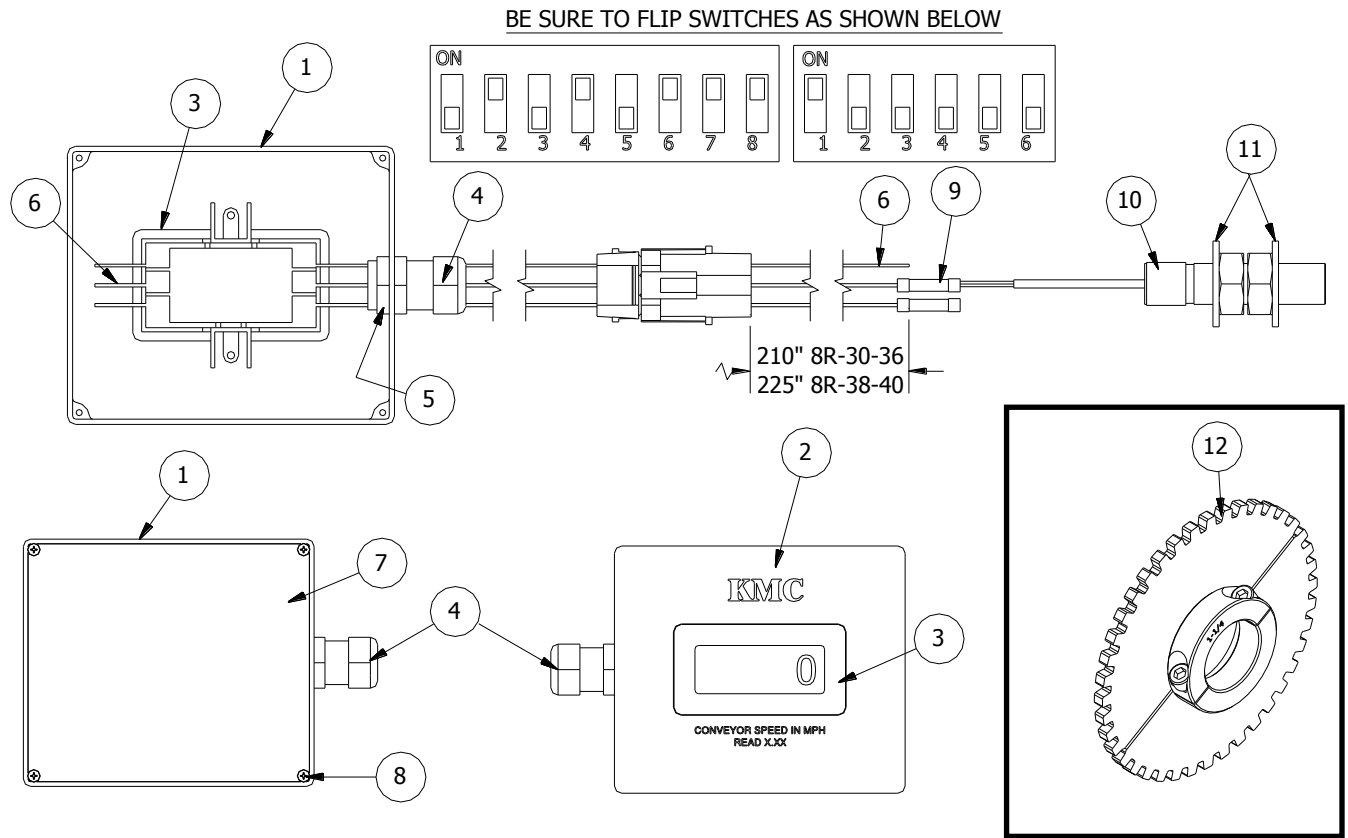
(03-081-308)



ITEM	PART NO.	SERIAL NO OR YR	DESCRIPTION	QTY	
				4R	6R
1	03-050-212		BOX, DSI TACH SENSOR	1	1
2	03-050-213		DECAL, DSI TACH BOX	1	1
3	33-062-086		TACHOMETER, 2008	1	1
4	03-062-012		STRAIN RELIEF, 1/2 NPT	1	1
5	33-062-066		LOCKNUT, 1/2 NPT	1	1
6	03-062-008		HARNES, 4R DSI TACH	1	-
	03-062-009		HARNES, 6R DSI TACH	-	1
7	33-050-145		COVER, INSTRUMENT	1	1
8	54-030050		SCREW, #4 X 1/2 PAN HD PHILLIPS	4	4
9	33-062-097		BUTT CONNECTOR, 22-18 GA	2	2
10	33-062-079		SENSOR, MAGNETIC PICKUP	1	1
11	62-020040		FLATWASHER, 5/8 SAE PLT	2	2
12	03-050-445		SPROCKET, 40 TOOTH DSI TACH	1	1
13	03-026-413		SPACER, SPROCKET	1	1
14	03-027-665		TACH SENSOR BRACKET	1	1
15	48-090022		CAPSCREW, 1/4 X 1 3/4 G5 PLT	1	1
16	66-010050		LOCKWASHER, 1/4 PLT	1	1

8R30/8R36 DSI SHAFT TACH
(03-081-309)

8R38/8R40 DSI SHAFT TACH
(03-081-310)



ITEM	PART NO.	SERIAL NO OR YR	DESCRIPTION	QTY	
				4R	6R
1	03-050-212		BOX, DSI TACH SENSOR	1	1
2	03-050-213		DECAL, DSI TACH BOX	1	1
3	33-062-086		TACHOMETER, 2008	1	1
4	03-062-012		STRAIN RELIEF, 1/2 NPT	1	1
5	33-062-066		LOCKNUT, 1/2 NPT	1	1
6	03-062-010		HARNESS, 8R30/8R36 DSI TACH	1	-
	03-062-011		HARNESS, 8R38/8R40 DSI TACH	-	1
7	33-050-145		COVER, INSTRUMENT	1	1
8	54-030050		SCREW, #4 X 1/2 PAN HD PHILLIPS	4	4
9	33-062-097		BUTT CONNECTOR, 22-18 GA	2	2
10	33-062-079		SENSOR, MAGNETIC PICKUP	1	1
11	62-020040		FLATWASHER, 5/8 SAE PLT	2	2
12	03-050-445		SPROCKET, 40 TOOTH DSI TACH	1	1

The following is a list of serial numbers issued to our machines at the beginning of each year. To determine when a unit was made, find the range within which the particular serial number falls. It would have been produced between January 1 to December 31 of that year.

YEAR	SERIAL NUMBERS
2014	86419-87790
2015	87791-89096
2016	89097-



DEPENDABLE EQUIPMENT FOR PROGRESSIVE FARMING

Visit us at www.kelleymfg.com



KELLEY MANUFACTURING CO.

80 Vernon Drive / Zip 31794
P.O. Drawer 1467 / Zip 31793
Tifton, GA



MADE IN AMERICA

Tel: 229-382-9393
Toll Free: 1-800-444-5449
Fax: 229-382-5259

Email Address: info@kelleymfg.com